


Monthly Stock Market Ownership and Trading Activity Report

Market Reports

Month Ending 31 December 2019



Definitions



Monthly Stock Market Ownership and Trading Activity Report

Definitions


Nationality	Investor Type	Description
Saudi	Individuals*	Saudi Individuals have been classified under 4 categories as defined below:
	- Retail	Retail investors are Saudi individuals , excluding IPIs (see below) and HNWIs.
	- High Net Worth Investors (HNWIs)	HNWIs are Saudi individuals who have had an average portfolio size of SAR 1m (and above) for the preceding 12 months, excluding IPIs (see below).
	- Individual Professional Investors (IPIs)	IPIs are Saudi individuals who have had an average portfolio size of SAR 50m (and above) for the preceding 12 months and a portfolio turnover ratio of not more than 4 times annually.
	- Individual DPMs	Saudi individual investment account in which the manager (Authorized Person) makes the buy/sell decisions for its client without referring to the account owner (based on to the agreed terms between them).
	Institutions	Saudi Institutions have been classified under 4 categories as defined below:
	- Corporates	Saudi company with a commercial registration permitting its investment in the stock market .
	- Mutual Funds	A mutual fund managed by an Authorized Person and licensed by the CMA.
	- Government Related Entities (GREs)	A Government entity or a supranational authority recognized by the CMA.
- Institutional DPMs	Saudi institutional investment account in which the manager (Authorized Person) makes the buy/sell decisions for its client without referring to the account owner (based on to the agreed terms between them).	
GCC	Individuals*	GCC natural person
	Institutions	GCC legal person with a commercial registration certificate (corporate or mutual fund), in addition to GCC government entities.
	GCC DPMs	GCC investment account (institutional or individual) in which the manager (Authorized Person) makes the buy/sell decisions for its client without referring to the account owner (based on to the agreed terms between them).
Foreign	SWAP Holders	Authorized Person with the permission to enter into SWAP agreements to transfer the economic benefits of its ownership of shares in Saudi companies listed on the Saudi Stock Exchange to its non-resident foreign clients.
	Foreign Residents & Others	Investors with a valid residency permit (Iqama) and others (excluding SWAP, QFIs, DPM & Strategic Investors).
	QFIs	Qualified Foreign Institutional investors registered with the CMA in accordance with the QFI Rules, to invest in shares listed on the Saudi Stock Exchange.
	Foreign DPMs	Foreign resident investment account in which the manager (Authorized Person) makes the buy/sell decisions for its client without referring to the account owner (based on to the agreed terms between them).
	Strategic Investors	A foreign legal entity that aims to own a strategic shareholding in listed companies.

*Nomu-Parallel Market Individual Investors

Individuals who fulfill any of the following:

- Conducted transactions not less than SAR 40m, and not less than 10 transaction in each quarter during last 12 months.
- Have an average portfolio size of SAR 5m for the preceding 12 months
- Worked for at least 3 years in financial sectors.
- Hold General Securities Qualification Certificate which is recognized by the Authority.
- Holds professional certificate that is related to securities business and accredited by an internationally recognized entity

Main Market - Highlights




The total value of shares traded for the month ending 31 December 2019 amounted to SAR 112.99 billion, increasing by 95.17% over the previous month; while total stock market capitalization reached SAR 9,025.44 billion at the end of this period, increasing by 389.37% over the previous month.

- ▶ The total value of shares purchased by “Saudi Investors” during this period amounted to SAR 93.35 billion representing 82.62% of total buying activity, and sales of SAR 96.74 billion representing 85.62% of total selling activity. Total ownership of “Saudi Investors” stood at 97.31% of total market capitalization as of 31 December 2019, representing an increase of 8.36% from the previous month.
- ▶ The total value of shares purchased by “GCC Investors” during this period amounted to SAR 2.38 billion representing 2.10% of total buying activity, and sales of SAR 3.28 billion representing 2.90% of total selling activity. Total ownership of “GCC Investors” stood at 0.50% of total market capitalization as of 31 December 2019, representing a decrease of 1.31% from the previous month.
- ▶ The total value of shares purchased by “Foreign Investors” during this period amounted to SAR 17.26 billion representing 15.28% of total buying activity, and sales of SAR 12.98 billion representing 11.48% of total selling activity. Total ownership of “Foreign Investors” stood at 2.19% of total market capitalization as of 31 December 2019, representing a decrease of 7.06% from the previous month.



Main Market - Value Traded & Ownership Breakdown



Monthly Report - Main Market

Value Traded (by Nationality and Investor Type)

Main Market Value Traded Breakdown - By Nationality and Investor Type

Nationality	Investor Type	Buy		Sell		Net Value Traded		
		SAR	% of Total Buys	SAR	% of Total Sells	SAR (Buy - Sell)	Difference (% Buy - % Sell)	
Saudi	Individuals:							
	Retail	41,488,843,341	36.72%	47,925,916,610	42.41%	-6,437,073,269	-5.70%	
	HNWIs	27,341,406,422	24.20%	27,426,526,628	24.27%	-85,120,206	-0.08%	
	IPIs	8,788,548,859	7.78%	4,292,792,083	3.80%	4,495,756,775	3.98%	
	Individual DPMs	1,946,549,390	1.72%	1,656,604,913	1.47%	289,944,478	0.26%	
	Sub Total (Individuals)	79,565,348,011	70.42%	81,301,840,234	71.95%	-1,736,492,222	-1.54%	
	Institutions:							
	Corporates	6,485,979,044	5.74%	8,948,885,129	7.92%	-2,462,906,085	-2.18%	
	Mutual Funds	5,318,765,848	4.71%	5,330,246,347	4.72%	-11,480,500	-0.01%	
	GRE's	105,453,186	0.09%	31,888,664	0.03%	73,564,523	0.07%	
	Institution DPMs	1,876,849,878	1.66%	1,128,114,702	1.00%	748,735,176	0.66%	
	Sub Total (Institutions)	13,787,047,956	12.20%	15,439,134,842	13.66%	-1,652,086,886	-1.46%	
	Total Saudi Investors	93,352,395,967	82.62%	96,740,975,076	85.62%	-3,388,579,108	-3.00%	
GCC	Individuals	265,607,216	0.24%	186,423,477	0.16%	79,183,739	0.07%	
	Institutions	2,098,575,248	1.86%	3,082,491,132	2.73%	-983,915,884	-0.87%	
	GCC DPMs	12,629,395	0.01%	7,963,552	0.01%	4,665,843	0.00%	
	Total GCC Investors	2,376,811,859	2.10%	3,276,878,161	2.90%	-900,066,302	-0.80%	
Foreign	SWAP Holders	307,593,602	0.27%	313,543,392	0.28%	-5,949,790	-0.01%	
	Foreign Residents & Others	1,231,353,445	1.09%	1,297,156,619	1.15%	-65,803,174	-0.06%	
	QFIs	15,721,530,431	13.91%	11,361,522,776	10.06%	4,360,007,655	3.86%	
	Foreign DPMs	3,178,374	0.00%	2,787,655	0.00%	390,719	0.00%	
	Strategic Investors	0	0.00%	0	0.00%	0	0.00%	
	Total Foreign Investors	17,263,655,852	15.28%	12,975,010,442	11.48%	4,288,645,410	3.80%	
Grand Total		112,992,863,679	100.00%	112,992,863,679	100.00%			

Monthly Report - Main Market

Value Traded (by Investor Classification)

Main Market Value Traded Breakdown - By Investor Classification						
Investor Classification	Buy		Sell		Net Value Traded	
	SAR	% of Total Buys	SAR	% of Total Sells	SAR (Buy - Sell)	Difference (% Buy - % Sell)
Institutional	42,665,653,255	37.76%	36,156,840,346	32.00%	6,508,812,910	5.76%
Non-Institutional	70,327,210,423	62.24%	76,836,023,333	68.00%	-6,508,812,910	-5.76%
Grand Total	112,992,863,679	100.00%	112,992,863,679	100.00%		

Definitions

Institutional:

Refers to investors with institutional behavior including GREs, Saudi Corporates, Saudi Mutual Funds, Saudi and Non-Saudi DPMs, Saudi Individual Professional Investors (IPI), SWAP Holders, Foreign Strategic Partners and Qualified Foreign Investors (QFI).

Non Institutional:

Refers to investors with non-institutional behavior including Saudi Retail Investors, Saudi High Net Worth Investors (HNWI), GCC Individuals and Foreign Residents.

Ownership Value (by Nationality and Investor Type)

Main Market Ownership Breakdown - By Nationality and Investor Type							
Nationality	Investor Type	As of 28 November 2019		As of 31 December 2019		Monthly Change	
		Holding Value (SAR)	Ownership (%)	Holding Value (SAR)	Ownership (%)	Δ Holding Value (SAR)	Δ Ownership (%)
Saudi	Individuals:						
	Retail	68,651,184,788	3.72%	106,900,387,756	1.18%	38,249,202,968	-2.54%
	HNWIs	146,428,931,909	7.94%	168,152,963,294	1.86%	21,724,031,385	-6.08%
	IPIs	257,093,795,081	13.94%	285,870,909,857	3.17%	28,777,114,776	-10.77%
	Individual DPMs	4,365,369,710	0.24%	5,326,583,100	0.06%	961,213,391	-0.18%
	Sub Total (Individuals)	476,539,281,487	25.84%	566,250,844,007	6.27%	89,711,562,519	-19.56%
	Institutions:						
	Corporates	323,642,290,231	17.55%	382,098,319,018	4.23%	58,456,028,787	-13.31%
	Mutual Funds	190,266,841,377	10.32%	204,478,953,425	2.27%	14,212,112,047	-8.05%
	GRE's	625,540,789,943	33.92%	7,600,352,668,903	84.21%	6,974,811,878,960	50.29%
	Institution DPMs	24,444,205,527	1.33%	29,547,731,526	0.33%	5,103,525,999	-1.00%
	Sub Total (Institutions)	1,163,894,127,078	63.11%	8,216,477,672,872	91.04%	7,052,583,545,793	27.93%
Total Saudi Investors	1,640,433,408,566	88.95%	8,782,728,516,879	97.31%	7,142,295,108,313	8.36%	
GCC	Individuals	2,314,064,259	0.13%	2,700,678,261	0.03%	386,614,002	-0.10%
	Institutions	30,354,271,150	1.65%	41,373,571,471	0.46%	11,019,300,321	-1.19%
	GCC DPMs	565,698,079	0.03%	634,393,136	0.01%	68,695,057	-0.02%
	Total GCC Investors	33,234,033,488	1.80%	44,708,642,868	0.50%	11,474,609,380	-1.31%
Foreign	SWAP Holders	3,017,415,748	0.16%	3,353,786,886	0.04%	336,371,138	-0.13%
	Foreign Residents & Others	13,200,647,706	0.72%	15,152,331,436	0.17%	1,951,683,730	-0.55%
	QFIs	111,793,750,710	6.06%	134,483,991,481	1.49%	22,690,240,771	-4.57%
	Foreign DPMs	16,761,630	0.00%	19,032,454	0.00%	2,270,824	0.00%
	Strategic Investors	42,606,946,826	2.31%	44,992,367,336	0.50%	2,385,420,510	-1.81%
	Total Foreign Investors	170,635,522,620	9.25%	198,001,509,594	2.19%	27,365,986,974	-7.06%
Grand Total		1,844,302,964,674	100.00%	9,025,438,669,341	100.00%	7,181,135,704,667	

Monthly Report - Main Market

Ownership Value (by Investor Classification)

Main Market Ownership Breakdown - By Investor Classification						
Investor Classification	As of 28 November 2019		As of 31 December 2019		Monthly Change	
	Holding Value (SAR)	Ownership (%)	Holding Value (SAR)	Ownership (%)	Δ Holding Value (SAR)	Δ Ownership (%)
Institutional	1,621,191,970,904	87.90%	8,740,441,861,297	96.84%	7,119,249,890,392	8.94%
Non-Institutional	223,110,993,770	12.10%	284,996,808,044	3.16%	61,885,814,275	-8.94%
Grand Total	1,844,302,964,674	100.00%	9,025,438,669,341	100.00%	7,181,135,704,667	

Definitions


Institutional:

Refers to investors with institutional behavior including GREs, Saudi Corporates, Saudi Mutual Funds, Saudi and Non-Saudi DPMs, Saudi Individual Professional Investors (IPI), SWAP Holders, Foreign Strategic Partners and Qualified Foreign Investors (QFI).

Non Institutional:

Refers to investors with non-institutional behavior including Saudi Retail Investors, Saudi High Net Worth Investors (HNWI), GCC Individuals and Foreign Residents.

Nomu-Parallel Market - Highlights




The total value of shares traded for the month ending 31 December 2019 amounted to SAR 375.65 million, decreasing by 72.2% over the previous month; while total stock market capitalization reached SAR 2,541.65 million at the end of this period, decreasing by 4.94 % over the previous month.

- ▶ The total value of shares purchased by “Saudi Investors” during this period amounted to SAR 364.23 million representing 96.96% of total buying activity, and sales of SAR 364.30 million representing 96.98% of total selling activity. Total ownership of “Saudi Investors” stood at 99.88% of total market capitalization as of 31 December 2019, representing an increase of 0.28% from the previous month.
- ▶ The total value of shares purchased and sold by “GCC Investors” during this period amounted to SAR 0.00 million. Total ownership of “GCC Investors” stood at 0.00% of total market capitalization as of 31 December 2019.
- ▶ The total value of shares purchased by “Foreign Investors” during this period amounted to SAR 11.42 million representing 3.04% of total buying activity, and sales of SAR 11.35 million representing 3.02% of total selling activity. Total ownership of “Foreign Investors” stood at 0.12% of total market capitalization as of 31 December 2019, representing a decrease of 0.28% from the previous month.



Nomu-Parallel Market - Value Traded & Ownership Breakdown



Monthly Report – Nomu-Parallel Market

Value Traded (by Nationality, Investor Type, & Classification)

Nomu-Parallel Market Value Traded Breakdown - By Nationality and Investor Type							
Nationality	Investor Type	Buy		Sell		Net Value Traded	
		SAR	% of Total Buys	SAR	% of Total Sells	SAR (Buy - Sell)	Difference (% Buy - % Sell)
Saudi	Individuals	361,046,055	96.11%	355,865,822	94.73%	5,180,233	1.38%
	Corporates	1,588,056	0.42%	6,991,010	1.86%	-5,402,953	-1.44%
	Institution	1,593,201	0.42%	1,445,154	0.38%	148,047	0.04%
	Total Saudi Investors	364,227,312	96.96%	364,301,986	96.98%	-74,674	-0.02%
GCC	Individuals	0	0.00%	0	0.00%	0	0.00%
	Institutions	0	0.00%	0	0.00%	0	0.00%
	Total GCC Investors	0	0.00%	0	0.00%	0	0.00%
Foreign	SWAP Holders	0	0.00%	0	0.00%	0	0.00%
	Foreign Residents	11,422,087	3.04%	11,247,913	2.99%	174,174	0.05%
	QFIs	0	0.00%	99,500	0.03%	-99,500	-0.03%
	Total Foreign Investors	11,422,087	3.04%	11,347,413	3.02%	74,674	0.02%
Grand Total		375,649,399	100.00%	375,649,399	100.00%		

Nomu-Parallel Market Value Traded Breakdown - By Investor Classification						
Investor Classification	Buy		Sell		Net Value Traded	
	SAR	% of Total Buys	SAR	% of Total Sells	SAR (Buy - Sell)	Difference (% Buy - % Sell)
Institutional	3,181,258	0.85%	8,535,664	2.27%	-5,354,406	-1.43%
Non-Institutional	372,468,142	99.15%	367,113,736	97.73%	5,354,406	1.43%
Grand Total	375,649,399	100.00%	375,649,399	100.00%		

Institutional:

Refers to investors with institutional behavior including Saudi Corporates and Institutions (GREs & Mutual Funds), GCC Institutions (GREs, Corporate & Mutual Funds), SWAP Holders, and Qualified Foreign Investors (QFI).

Non Institutional:

Refers to investors with non-institutional behavior including Qualified Saudi and GCC Individuals and Qualified Foreign Residents.

Ownership Value (by Nationality, Investor Type, & Classification)

Nomu-Parallel Market Ownership Breakdown - By Nationality and Investor Type							
Nationality	Investor Type	As of 28 November 2019		As of 31 December 2019		Monthly Change	
		Holding Value (SAR)	Ownership (%)	Holding Value (SAR)	Ownership (%)	Δ Holding Value (SAR)	Δ Ownership (%)
Saudi	Individuals	2,552,254,731	95.45%	2,448,030,609	96.32%	-104,224,122	0.86%
	Corporates	106,880,600	4.00%	88,188,459	3.47%	-18,692,141	-0.53%
	Institution	4,072,556	0.15%	2,385,473	0.09%	-1,687,083	-0.06%
	Total Saudi Investors	2,663,207,888	99.60%	2,538,604,542	99.88%	-124,603,347	0.28%
GCC	Individuals	0	0.00%	0	0.00%	0	0.00%
	Institutions	0	0.00%	0	0.00%	0	0.00%
	Total GCC Investors	0	0.00%	0	0.00%	0	0.00%
Foreign	SWAP Holders	0	0.00%	0	0.00%	0	0.00%
	Foreign Residents	9,841,366	0.37%	3,045,458	0.12%	-6,795,907	-0.25%
	QFIs	788,246	0.03%	0	0.00%	-788,246	-0.03%
	Total Foreign Investors	10,629,612	0.40%	3,045,458	0.12%	-7,584,153	-0.28%
Grand Total		2,673,837,500	100.00%	2,541,650,000	100.00%	-132,187,500	

Nomu-Parallel Market Ownership Breakdown - By Investor Classification						
Investor Classification	As of 28 November 2019		As of 31 December 2019		Monthly Change	
	Holding Value (SAR)	Ownership (%)	Holding Value (SAR)	Ownership (%)	Δ Holding Value (SAR)	Δ Ownership (%)
Institutional	111,741,403	4.18%	90,573,932	3.56%	-21,167,471	-0.62%
Non-Institutional	2,562,096,097	95.82%	2,451,076,068	96.44%	-111,020,029	0.62%
Grand Total	2,673,837,500	100.00%	2,541,650,000	100.00%	-132,187,500	

Institutional:

Refers to investors with institutional behavior including Saudi Corporates and Institutions (GREs & Mutual Funds), GCC Institutions (GREs, Corporate & Mutual Funds), SWAP Holders, and Qualified Foreign Investors (QFI).

Non Institutional:

Refers to investors with non-institutional behavior including Qualified Saudi and GCC Individuals and Qualified Foreign Residents.

السوق المالية السعودية
Saudi Stock Exchange

تداول
Tadawul

Thank you

