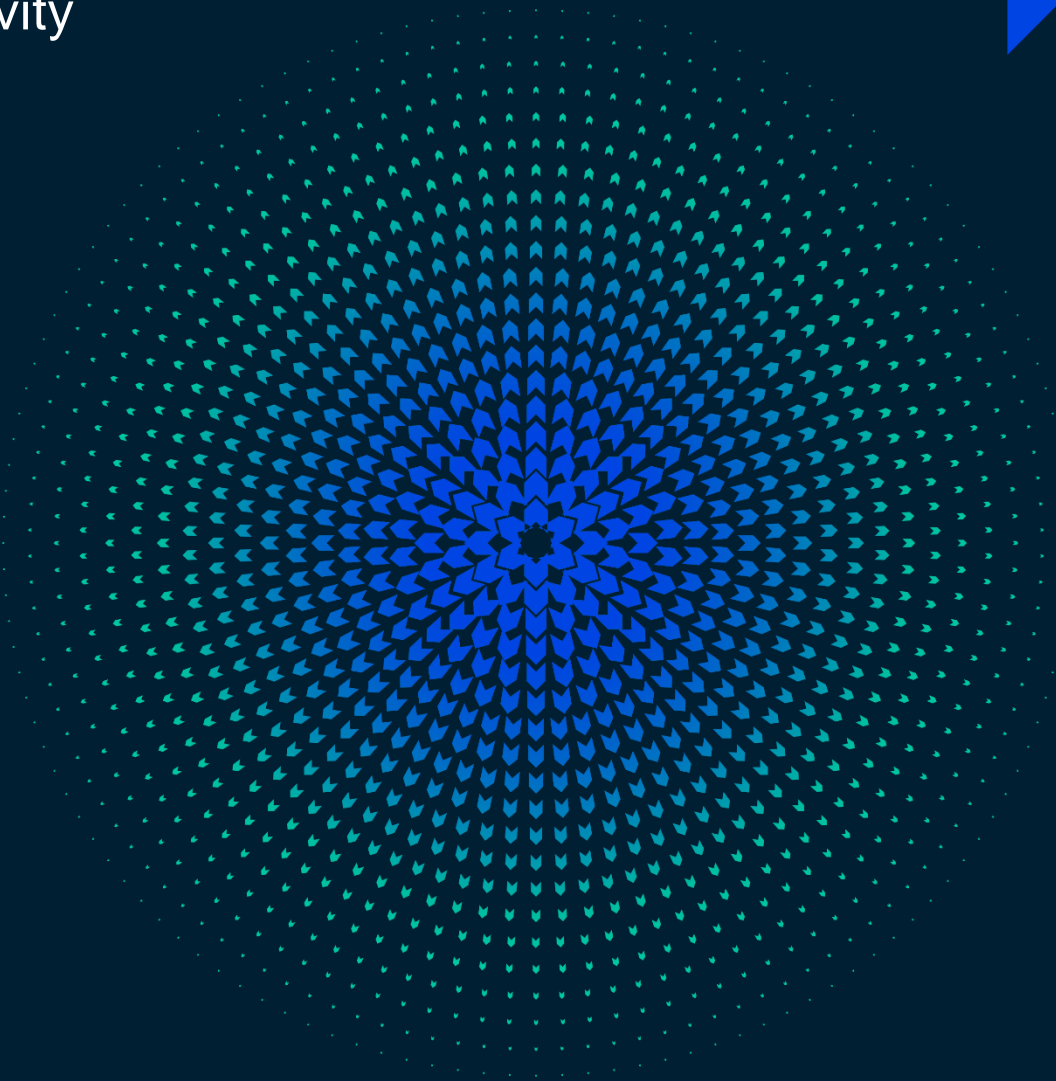


# Weekly Stock Market Ownership and Trading Activity Report


تداول السعودية  
Saudi Exchange



Market Reports

Week Ending 06-March-2025

Classification: Internal



# Definitions

# Weekly Stock Market Ownership and Trading Activity Report


## Definitions

Nationality	Investor Type	Description
Saudi	Individuals*	Saudi Individuals have been classified under 4 categories as defined below:
	Retail	Retail investors are Saudi individuals , excluding IPIs (see below) and HNWIs.
	High Net Worth Investors (HNWIs)	HNWIs are Saudi individuals who have had an average portfolio size of SAR 1m (and above) for the preceding 12 months, excluding IPIs (see below).
	Individual Professional Investors (IPIs)	IPIs are Saudi individuals who have had an average portfolio size of SAR 50m (and above) for the preceding 12 months and a portfolio turnover ratio of not more than 4 times annually.
	Individual DPMs	Saudi individual investment account in which the manager (Authorized Person) makes the buy/sell decisions for its client without referring to the account owner (based on to the agreed terms between them).
	Institutions	Saudi Institutions have been classified under 4 categories as defined below:
	Corporates	Saudi company with a commercial registration permitting its investment in the stock market .
	Mutual Funds	A mutual fund managed by an Authorized Person and licensed by the CMA.
	Government Related Entities (GREs)	A Government entity or a supranational authority recognized by the CMA.
	Institutional DPMs	Saudi institutional investment account in which the manager (Authorized Person) makes the buy/sell decisions for its client without referring to the account owner (based on to the agreed terms between them).
GCC	Individuals*	GCC natural person
	Institutions	GCC legal person with a commercial registration certificate (corporate or mutual fund), in addition to GCC government entities.
	GCC DPMs	GCC investment account (institutional or individual) in which the manager (Authorized Person) makes the buy/sell decisions for its client without referring to the account owner (based on to the agreed terms between them).
Foreign	SWAP Holders	Authorized Person with the permission to enter into SWAP agreements to transfer the economic benefits of its ownership of shares in Saudi companies listed on the Saudi Stock Exchange to its non-resident foreign clients.
	Foreign Residents & Others	Investors with valid residency permit (Iqama) and others (excluding SWAP, QFI, DPM & Strategic Investors)
	QFIs	Qualified Foreign Institutional investors registered with the CMA in accordance with the QFI Rules, to invest in shares listed on the Saudi Stock Exchange.
	Foreign DPMs	Foreign resident investment account in which the manager (Authorized Person) makes the buy/sell decisions for its client without referring to the account owner (based on to the agreed terms between them).
	Strategic Investors	Foreign investors considered founders and partners of Saudi listed companies.

\*Nomu-Parallel Market Individual Investors

Individuals who fulfill any of the following:

- Conducted transactions not less than SAR 40m, and not less than 10 transaction in each quarter during last 12 months.
- Have an average portfolio size of SAR 5m for the preceding 12 months
- Worked for at least 3 years in financial sectors.
- Hold General Securities Qualification Certificate which is recognized by the Authority.
- Holds professional certificate that is related to securities business and accredited by an internationally recognized entity



# Main Market - Value Traded & Ownership Breakdown

# Weekly Report - Main Market

## Value Traded (by Nationality and Investor Type)

### Main Market Value Traded Breakdown - By Nationality and Investor Type

Nationality	Investor Type	Buy		Sell		Net Value Traded	
		ﷲ	% of Total Buys	ﷲ	% of Total Sells	ﷲ (Buy - Sell)	Difference (% Buy - % Sell)
Saudi	<b>Individuals:</b>						
	Retail	7,615,871,667	26.45%	6,280,554,070	21.81%	1,335,317,598	4.64%
	HNWIs	5,228,891,198	18.16%	5,572,022,808	19.35%	-343,131,611	-1.19%
	IPIs	1,060,861,685	3.68%	932,126,194	3.24%	128,735,490	0.45%
	Individual DPMs	241,655,122	0.84%	267,067,754	0.93%	-25,412,632	-0.09%
	<b>Sub Total (Individuals)</b>	<b>14,147,279,672</b>	<b>49.14%</b>	<b>13,051,770,827</b>	<b>45.33%</b>	<b>1,095,508,845</b>	<b>3.80%</b>
	<b>Institutions:</b>						
	Corporates	1,503,803,976	5.22%	1,174,861,188	4.08%	328,942,788	1.14%
	Mutual Funds	2,461,131,241	8.55%	2,469,301,670	8.58%	-8,170,429	-0.03%
	GRE's	116,203,970	0.40%	96,646,402	0.34%	19,557,569	0.07%
	Institution DPMs	113,059,491	0.39%	167,779,358	0.58%	-54,719,867	-0.19%
<b>Sub Total (Institutions)</b>	<b>4,194,198,679</b>	<b>14.57%</b>	<b>3,908,588,618</b>	<b>13.58%</b>	<b>285,610,061</b>	<b>0.99%</b>	
<b>Total Saudi Investors</b>	<b>18,341,478,351</b>	<b>63.70%</b>	<b>16,960,359,444</b>	<b>58.91%</b>	<b>1,381,118,906</b>	<b>4.80%</b>	
GCC	Individuals	105,586,900	0.37%	147,132,539	0.51%	-41,545,639	-0.14%
	Institutions	380,349,285	1.32%	572,293,361	1.99%	-191,944,076	-0.67%
	GCC DPMs	5,509,563	0.02%	17,661,777	0.06%	-12,152,214	-0.04%
	<b>Total GCC Investors</b>	<b>491,445,748</b>	<b>1.71%</b>	<b>737,087,678</b>	<b>2.56%</b>	<b>-245,641,930</b>	<b>-0.85%</b>
Foreign	SWAP Holders	14,637,181	0.05%	20,889,802	0.07%	-6,252,622	-0.02%
	Foreign Residents & Others	582,779,291	2.02%	465,499,708	1.62%	117,279,583	0.41%
	QFIs	9,360,930,897	32.51%	10,606,922,473	36.84%	-1,245,991,576	-4.33%
	Foreign DPMs	168,236	0.00%	680,598	0.00%	-512,362	0.00%
	Strategic Investor	0	0.00%	0	0.00%	0	0.00%
<b>Total Foreign Investors</b>	<b>9,958,515,604</b>	<b>34.59%</b>	<b>11,093,992,581</b>	<b>38.53%</b>	<b>-1,135,476,977</b>	<b>-3.94%</b>	
<b>Grand Total</b>		<b>28,791,439,703</b>	<b>100.00%</b>	<b>28,791,439,703</b>	<b>100.00%</b>		

# Weekly Report - Main Market

## Value Traded (by Investor Classification)

Main Market Value Traded Breakdown - By Investor Classification						
Investor Classification	Buy		Sell		Net Value Traded	
	ﷲ	% of Total Buys	ﷲ	% of Total Sells	ﷲ (Buy - Sell)	Difference (% Buy - % Sell)
Institutional	15,258,310,647	53.00%	16,326,230,578	56.71%	-1,067,919,930	-3.71%
Non-Institutional	13,533,129,056	47.00%	12,465,209,125	43.29%	1,067,919,930	3.71%
<b>Grand Total</b>	<b>28,791,439,703</b>	<b>100.00%</b>	<b>28,791,439,703</b>	<b>100.00%</b>		

## Definitions

### **Institutional:**

Refers to investors with institutional behavior including GREs, Saudi Corporates, Saudi Mutual Funds, Saudi and Non-Saudi DPMs, Saudi Individual Professional Investors (IPI), SWAP Holders, Foreign Strategic Partners and Qualified Foreign Investors (QFI).

### **Non Institutional:**

Refers to investors with non-institutional behavior including Saudi Retail Investors, Saudi High Net Worth Investors (HNWI), GCC Individuals and Foreign Residents.

# Weekly Report - Main Market

## Ownership Value (by Nationality and Investor Type)

### Main Market Ownership Breakdown - By Nationality and Investor Type

Nationality	Investor Type	As of 27 February 2025			As of 06 March 2025			Weekly Change		
		Holding Value (ﷲ)	Ownership		Holding Value (ﷲ)	Ownership		Δ Holding Value (ﷲ)	Ownership	
			Issued (%)	Free Float (%)		Issued (%)	Free Float (%)		Δ Issued (%)	Δ FreeFloat (%)
Saudi	Individuals:									
	Retail	165,266,754,966	1.65%	4.70%	155,232,946,826	1.60%	4.55%	-10,033,808,140	-0.05%	-0.15%
	HNWIs	273,481,100,564	2.73%	7.73%	267,905,296,865	2.76%	7.79%	-5,575,803,698	0.03%	0.06%
	IPIs	501,204,139,941	5.01%	11.09%	488,876,374,059	5.04%	11.21%	-12,327,765,883	0.03%	0.12%
	Individual DPMs	11,045,439,117	0.11%	0.31%	11,061,845,729	0.11%	0.32%	16,406,612	0.00%	0.01%
	<b>Sub Total (Individuals)</b>	<b>950,997,434,588</b>	<b>9.51%</b>	<b>23.83%</b>	<b>923,076,463,479</b>	<b>9.52%</b>	<b>23.87%</b>	<b>-27,920,971,109</b>	<b>0.01%</b>	<b>0.04%</b>
	Institutions:									
	Corporates	1,766,431,286,732	17.66%	41.79%	1,712,436,368,584	17.66%	41.65%	-53,994,918,147	0.00%	-0.14%
	Mutual Funds	321,721,354,994	3.22%	7.64%	312,868,006,934	3.23%	7.67%	-8,853,348,060	0.01%	0.03%
	GRE's	6,406,183,279,744	64.05%	12.86%	6,205,185,647,176	64.00%	12.91%	-200,997,632,568	-0.05%	0.06%
	Institution DPMs	50,772,682,759	0.51%	1.25%	48,629,672,540	0.50%	1.24%	-2,143,010,219	-0.01%	-0.01%
<b>Sub Total (Institutions)</b>	<b>8,545,108,604,229</b>	<b>85.43%</b>	<b>63.54%</b>	<b>8,279,119,695,235</b>	<b>85.39%</b>	<b>63.47%</b>	<b>-265,988,908,994</b>	<b>-0.04%</b>	<b>-0.07%</b>	
<b>Total Saudi Investors</b>	<b>9,496,106,038,817</b>	<b>94.94%</b>	<b>87.38%</b>	<b>9,202,196,158,714</b>	<b>94.91%</b>	<b>87.34%</b>	<b>-293,909,880,103</b>	<b>-0.03%</b>	<b>-0.03%</b>	
GCC	Individuals	3,940,987,272	0.04%	0.12%	3,867,984,095	0.04%	0.12%	-73,003,177	0.00%	0.00%
	Institutions	71,650,420,115	0.72%	1.27%	69,713,919,546	0.72%	1.27%	-1,936,500,570	0.00%	0.00%
	GCC DPMs	507,997,743	0.01%	0.02%	489,217,651	0.01%	0.01%	-18,780,092	0.00%	0.00%
	<b>Total GCC Investors</b>	<b>76,099,405,130</b>	<b>0.76%</b>	<b>1.40%</b>	<b>74,071,121,292</b>	<b>0.76%</b>	<b>1.40%</b>	<b>-2,028,283,838</b>	<b>0.00%</b>	<b>0.00%</b>
Foreign	SWAP Holders	2,332,432,073	0.02%	0.07%	2,237,918,503	0.02%	0.07%	-94,513,571	0.00%	0.00%
	Foreign Residents & Others	16,950,987,124	0.17%	0.49%	16,429,514,038	0.17%	0.49%	-521,473,086	0.00%	0.00%
	QFIs	348,656,937,435	3.49%	10.33%	340,598,543,781	3.51%	10.37%	-8,058,393,655	0.03%	0.04%
	Foreign DPMs	11,132,438,401	0.11%	0.33%	10,662,230,222	0.11%	0.32%	-470,208,180	0.00%	-0.01%
	Strategic Investors	50,997,179,150	0.51%	0.00%	49,682,049,197	0.51%	0.00%	-1,315,129,953	0.00%	0.00%
	<b>Total Foreign Investors</b>	<b>430,069,974,184</b>	<b>4.30%</b>	<b>11.23%</b>	<b>419,610,255,740</b>	<b>4.33%</b>	<b>11.26%</b>	<b>-10,459,718,444</b>	<b>0.03%</b>	<b>0.03%</b>
<b>Grand Total</b>		<b>10,002,275,418,131</b>	<b>100.00%</b>	<b>100.00%</b>	<b>9,695,877,535,745</b>	<b>100.00%</b>	<b>100.00%</b>	<b>-306,397,882,385</b>		

\*Excluding corporate actions

# Weekly Report - Main Market

## Ownership Value (by Investor Classification)

### Main Market Ownership Breakdown - By Investor Classification

Investor Classification	As of 27 February 2025			As of 06 March 2025			Weekly Change		
	Holding Value (ﷲ)	Ownership		Holding Value (ﷲ)	Ownership		Δ Holding Value (ﷲ)	Ownership	
		Issued (%)	FreeFloat (%)		Issued (%)	FreeFloat (%)		Δ Issued (%)	Δ FreeFloat (%)
Institutional	9,542,635,588,205	95.40%	86.96%	9,252,441,793,921	95.43%	87.05%	-290,193,794,284	0.02%	0.09%
Non-Institutional	459,639,829,925	4.60%	13.04%	443,435,741,824	4.57%	12.95%	-16,204,088,101	-0.02%	-0.09%
<b>Grand Total</b>	<b>10,002,275,418,131</b>	<b>100.00%</b>	<b>100.00%</b>	<b>9,695,877,535,745</b>	<b>100.00%</b>	<b>100.00%</b>	<b>-306,397,882,385</b>		

## Definitions


### **Institutional:**

Refers to investors with institutional behavior including GREs, Saudi Corporates, Saudi Mutual Funds, Saudi and Non-Saudi DPMs, Saudi Individual Professional Investors (IPI), SWAP Holders, Foreign Strategic Partners and Qualified Foreign Investors (QFI).

### **Non Institutional:**

Refers to investors with non-institutional behavior including Saudi Retail Investors, Saudi High Net Worth Investors (HNWI), GCC Individuals and Foreign Residents.





# Nomu-Parallel Market - Value Traded & Ownership Breakdown

# Weekly Report – Nomu-Parallel Market

## Value Traded (by Nationality, Investor Type, & Classification)

### Nomu-Parallel Market Value Traded Breakdown - By Nationality and Investor Type

Nationality	Investor Type	Buy		Sell		Net Value Traded	
		₹	% of Total Buys	₹	% of Total Sells	₹ (Buy - Sell)	Difference (% Buy - % Sell)
Saudi	Individuals	127,337,103	78.88%	128,674,476	79.71%	-1,337,373	-0.83%
	Corporates	10,598,337	6.57%	12,848,101	7.96%	-2,249,764	-1.39%
	Institution	7,676,056	4.76%	2,300,462	1.43%	5,375,593	3.33%
	<b>Total Saudi Investors</b>	<b>145,611,495</b>	<b>90.20%</b>	<b>143,823,039</b>	<b>89.09%</b>	<b>1,788,456</b>	<b>1.11%</b>
GCC	Individuals	18,608	0.01%	198,217	0.12%	-179,609	-0.11%
	Institutions	188,000	0.12%	230,396	0.14%	-42,396	-0.03%
	<b>Total GCC Investors</b>	<b>206,608</b>	<b>0.13%</b>	<b>428,614</b>	<b>0.27%</b>	<b>-222,006</b>	<b>-0.14%</b>
Foreign	SWAP Holders	751	0.00%	1,363,497	0.84%	-1,362,746	-0.84%
	Foreign Residents	2,780,088	1.72%	3,016,951	1.87%	-236,863	-0.15%
	QFIs	12,830,943	7.95%	12,797,785	7.93%	33,158	0.02%
	<b>Total Foreign Investors</b>	<b>15,611,782</b>	<b>9.67%</b>	<b>17,178,233</b>	<b>10.64%</b>	<b>-1,566,451</b>	<b>-0.97%</b>
<b>Grand Total</b>		<b>161,429,885</b>	<b>100.00%</b>	<b>161,429,885</b>	<b>100.00%</b>		

### Nomu-Parallel Market Value Traded Breakdown - By Investor Classification

Investor Classification	Buy		Sell		Net Value Traded	
	₹	% of Total Buys	₹	% of Total Sells	₹ (Buy - Sell)	Difference (% Buy - % Sell)
<b>Institutional</b>	31,294,087	19.39%	29,540,242	18.30%	1,753,845	1.09%
<b>Non-Institutional</b>	130,135,799	80.61%	131,889,644	81.70%	-1,753,845	-1.09%
<b>Grand Total</b>	<b>161,429,885</b>	<b>100.00%</b>	<b>161,429,885</b>	<b>100.00%</b>		

#### Institutional:

Refers to investors with institutional behavior including Saudi Corporates and Institutions (GREs & Mutual Funds), GCC Institutions (GREs, Corporate & Mutual Funds), SWAP Holders, and Qualified Foreign Investors (QFI).

#### Non Institutional:

Refers to investors with non-institutional behavior including Qualified Saudi and GCC Individuals and Qualified Foreign Residents.

# Weekly Report – Nomu-Parallel Market

## Ownership Value (by Nationality, Investor Type, & Classification)

Nomu-Parallel Market Ownership Breakdown - By Nationality and Investor Type										
Nationality	Investor Type	As of 27 February 2025			As of 06 March 2025			Weekly Change		
		Holding Value (ﷲ)	Ownership		Holding Value (ﷲ)	Ownership		Δ Holding Value (ﷲ)	Δ Ownership (%)	
			Issued (%)	FreeFloat (%)		Issued (%)	FreeFloat (%)		Δ Issued (%)	Δ FreeFloat (%)
Saudi	Individuals	40,127,590,535	67.02%	66.01%	39,937,765,332	67.12%	65.95%	-189,825,204	0.10%	-0.06%
	Corporates	16,934,307,370	28.28%	28.02%	16,761,446,279	28.17%	28.17%	-172,861,091	-0.11%	0.15%
	Institution	1,743,511,920	2.91%	2.33%	1,763,010,860	2.96%	2.34%	19,498,940	0.05%	0.01%
	<b>Total Saudi Investors</b>	<b>58,805,409,826</b>	<b>98.22%</b>	<b>96.36%</b>	<b>58,462,222,471</b>	<b>98.25%</b>	<b>96.46%</b>	<b>-343,187,355</b>	<b>0.03%</b>	<b>0.10%</b>
GCC	Individuals	124,958,492	0.21%	0.41%	122,804,342	0.21%	0.40%	-2,154,149	0.00%	-0.01%
	Institutions	132,102,417	0.22%	0.44%	131,461,649	0.22%	0.43%	-640,768	0.00%	0.00%
	<b>Total GCC Investors</b>	<b>257,060,909</b>	<b>0.43%</b>	<b>0.84%</b>	<b>254,265,991</b>	<b>0.43%</b>	<b>0.83%</b>	<b>-2,794,918</b>	<b>0.00%</b>	<b>-0.01%</b>
Foreign	SWAP Holders	20,982,001	0.04%	0.08%	18,420,001	0.03%	0.07%	-2,562,000	0.00%	-0.01%
	Foreign Residents	544,830,614	0.91%	1.88%	520,520,422	0.87%	1.79%	-24,310,193	-0.04%	-0.09%
	QFIs	245,827,598	0.41%	0.84%	248,849,776	0.42%	0.85%	3,022,179	0.01%	0.01%
	<b>Total Foreign Investors</b>	<b>811,640,213</b>	<b>1.36%</b>	<b>2.79%</b>	<b>787,790,199</b>	<b>1.32%</b>	<b>2.71%</b>	<b>-23,850,014</b>	<b>-0.03%</b>	<b>-0.09%</b>
<b>Grand Total</b>		<b>59,874,110,948</b>	<b>100.00%</b>	<b>100.00%</b>	<b>59,504,278,661</b>	<b>100.00%</b>	<b>100.00%</b>	<b>-369,832,287</b>		

Nomu-Parallel Market Ownership Breakdown - By Investor Classification										
Investor Classification	As of 27 February 2025			As of 06 March 2025			Weekly Change			
	Holding Value (ﷲ)	Ownership (%)		Holding Value (ﷲ)	Ownership (%)		Δ Holding Value (ﷲ)	Ownership		
		Issued (%)	FreeFloat (%)		Issued (%)	FreeFloat (%)		Δ Issued (%)	Δ FreeFloat (%)	
Institutional	19,076,731,307	31.86%	31.70%	18,923,188,566	31.80%	31.86%	-153,542,741	-0.06%	0.16%	
Non-Institutional	40,797,379,642	68.14%	68.30%	40,581,090,096	68.20%	68.14%	-216,289,546	0.06%	-0.16%	
<b>Grand Total</b>	<b>59,874,110,948</b>	<b>100.00%</b>	<b>100.00%</b>	<b>59,504,278,661</b>	<b>100.00%</b>	<b>100.00%</b>	<b>-369,832,287</b>			

### Institutional:

Refers to investors with institutional behavior including Saudi Corporates and Institutions (GREs & Mutual Funds), GCC Institutions (GREs, Corporate & Mutual Funds), SWAP Holders, and Qualified Foreign Investors (QFI).

### Non Institutional:

Refers to investors with non-institutional behavior including Qualified Saudi and GCC Individuals and Qualified Foreign Residents.

Thank you