


Weekly Stock Market Ownership and Trading Activity Report

Market Reports

Week Ending 23 February 2017



Definitions




Weekly Stock Market Ownership and Trading Activity Report

Definitions

Nationality	Investor Type	Description
Saudi	Individuals	Saudi Individuals have been classified under 4 categories as defined below:
	- Retail	Retail investors are Saudi individuals , excluding IPIs (see below) and HNWIs .
	- High Net Worth Investors (HNWIs)	HNWIs are Saudi individuals who have had an average portfolio size of SAR 1m (and above) for the preceding 12 months, excluding IPIs (see below).
	- Individual Professional Investors (IPIs)	IPIs are Saudi individuals who have had an average portfolio size of SAR 50m (and above) for the preceding 12 months and a portfolio turnover ratio of not more than 4 times annually.
	- Individual DPMs	Saudi individual investment account in which the manager (Authorized Person) makes the buy/sell decisions for its client without referring to the account owner (based on to the agreed terms between them).
	Institutions	Saudi Institutions have been classified under 4 categories as defined below:
	- Corporates	Saudi company with a commercial registration permitting its investment in the stock market .
	- Mutual Funds	A mutual fund managed by an Authorized Person and licensed by the CMA.
	- Government Related Entities (GREs)	A Government entity or a supranational authority recognized by the CMA.
- Institutional DPMs	Saudi institutional investment account in which the manager (Authorized Person) makes the buy/sell decisions for its client without referring to the account owner (based on to the agreed terms between them).	
GCC	Individuals	GCC natural person
	Institutions	GCC legal person with a commercial registration certificate (corporate or mutual fund), in addition to GCC government entities.
	GCC DPMs	GCC investment account (institutional or individual) in which the manager (Authorized Person) makes the buy/sell decisions for its client without referring to the account owner (based on to the agreed terms between them).
Foreign	SWAP Holders	Authorized Person with the permission to enter into SWAP agreements to transfer the economic benefits of its ownership of shares in Saudi companies listed on the Saudi Stock Exchange to its non-resident foreign clients.
	Foreign Residents	Foreign investors domiciled in the Kingdom with a valid residency permit (Iqama) (excluding GCC nationals).
	QFIs	Qualified Foreign Institutional investors registered with the CMA in accordance with the QFI Rules, to invest in shares listed on the Saudi Stock Exchange.
	Foreign DPMs	Foreign resident investment account in which the manager (Authorized Person) makes the buy/sell decisions for its client without referring to the account owner (based on to the agreed terms between them).
	Strategic Partners	Foreign investors considered founders and partners of Saudi listed companies.

Highlights



Weekly Stock Market Ownership and Trading Activity Report


Highlights

The total value of shares traded for the week ending 23 February 2017 amounted to SAR 18.38 billion, increasing by 2.02% over the previous week; while total stock market capitalization reached SAR 1,650.23 billion at the end of this period, decreasing by 1.25% over the previous week.

- ▶ The total value of shares purchased by “Saudi Investors” during this period amounted to SAR 17.48 billion representing 95.08% of total buying activity, and sales of SAR 17.59 billion representing 95.66% of total selling activity. Total ownership of “Saudi Investors” stood at 93.47% of total market capitalization as of 23 February 2017, representing a decrease of 0.04% from the previous week.
- ▶ The total value of shares purchased by “GCC Investors” during this period amounted to SAR 0.395 billion representing 2.15% of total buying activity, and sales of SAR 0.280 billion representing 1.52% of total selling activity. Total ownership of “GCC Investors” stood at 2.40% of total market capitalization as of 23 February 2017, representing an increase of 0.03% from the previous week.
- ▶ The total value of shares purchased by “Foreign Investors” during this period amounted to SAR 0.509 billion representing 2.77% of total buying activity, and sales of SAR 0.517 billion representing 2.81% of total selling activity. Total ownership of “Foreign Investors” stood at 4.13% of total market capitalization as of 23 February 2017, representing an increase of 0.004% from the previous week.



Stock Market Value Traded Breakdown



Weekly Stock Market Ownership and Trading Activity Report

Value Traded (by Nationality and Investor Type)

Stock Market Traded Value Breakdown - By Nationality and Investor Type

Nationality	Investor Type	Buy		Sell		Net Value Traded	
		SAR	% of Total Buys	SAR	% of Total Sells	SAR (Buy - Sell)	Difference (% Buy - % Sell)
Saudi	Individuals:						
	Retail	9,732,082,567	52.94%	10,548,327,710	57.38%	-816,245,143	-4.44%
	HNWIs	5,395,719,623	29.35%	5,366,419,010	29.19%	29,300,613	0.16%
	IPIs	358,730,562	1.95%	482,078,998	2.62%	-123,348,437	-0.67%
	Individual DPMs	235,179,406	1.28%	136,881,838	0.74%	98,297,568	0.53%
	Sub Total (Individuals)	15,721,712,159	85.52%	16,533,707,557	89.94%	-811,995,398	-4.42%
	Institutions:						
	Corporates	896,652,298	4.88%	369,264,006	2.01%	527,388,292	2.87%
	Mutual Funds	519,742,163	2.83%	323,912,647	1.76%	195,829,517	1.07%
	GRE's	0	0.00%	25,306,943	0.14%	-25,306,943	-0.14%
	Institution DPMs	341,393,183	1.86%	334,172,722	1.82%	7,220,461	0.04%
	Sub Total (Institutions)	1,757,787,644	9.56%	1,052,656,317	5.73%	705,131,327	3.84%
Total Saudi Investors	17,479,499,802	95.08%	17,586,363,874	95.66%	-106,864,071	-0.58%	
GCC	Individuals	71,034,658	0.39%	78,894,810	0.43%	-7,860,152	-0.04%
	Institutions	323,771,108	1.76%	197,102,608	1.07%	126,668,500	0.69%
	GCC DPMs	399,953	0.00%	3,521,571	0.02%	-3,121,619	-0.02%
	Total GCC Investors	395,205,719	2.15%	279,518,990	1.52%	115,686,729	0.63%
Foreign	SWAP Holders	178,724,701	0.97%	144,951,461	0.79%	33,773,239	0.18%
	Foreign Residents	293,403,470	1.60%	295,587,477	1.61%	-2,184,007	-0.01%
	QFIs	33,100,855	0.18%	40,070,994	0.22%	-6,970,139	-0.04%
	Foreign DPMs	3,438,732	0.02%	36,880,483	0.20%	-33,441,751	-0.18%
	Strategic Partners	0	0.00%	0	0.00%	0	0.00%
	Total Foreign Investors	508,667,758	2.77%	517,490,415	2.81%	-8,822,657	-0.05%
Grand Total		18,383,373,279	100.00%	18,383,373,279	100.00%		

Weekly Stock Market Ownership and Trading Activity Report

Value Traded (by Investor Classification)

Stock Market Traded Value Breakdown - By Investor Classification

Investor Classification	Buy		Sell		Net Value Traded	
	SAR	% of Total Buys	SAR	% of Total Sells	SAR (Buy - Sell)	Difference (% Buy - % Sell)
Institutional	2,891,132,960	15.73%	2,094,144,272	11.39%	796,988,688	4.34%
Non-Institutional	15,492,240,319	84.27%	16,289,229,007	88.61%	-796,988,688	-4.34%
Grand Total	18,383,373,279	100.00%	18,383,373,279	100.00%		

Definitions


Institutional:

Refers to investors with institutional behavior including GREs, Saudi Corporates, Saudi Mutual Funds, Saudi and Non-Saudi DPMs, Saudi Individual Professional Investors (IPI), SWAP Holders, Foreign Strategic Partners and Qualified Foreign Investors (QFI).

Non Institutional:

Refers to investors with non-institutional behavior including Saudi Retail Investors, Saudi High Net Worth Investors (HNWI), GCC Individuals and Foreign Residents.

Stock Market Ownership Breakdown



Weekly Stock Market Ownership and Trading Activity Report

Ownership Value (by Nationality and Investor Type)

Stock Market Ownership Breakdown - By Nationality and Investor Type							
Nationality	Investor Type	As of 16 February 2017		As of 23 February 2017		Weekly Change	
		Holding Value (SAR)	Ownership (%)	Holding Value (SAR)	Ownership (%)	Δ Holding Value (SAR)	Δ Ownership (%)
Saudi	Individuals:						
	Retail	77,911,688,875	4.66%	77,964,965,613	4.72%	53,276,738	0.06%
	HNWIs	134,484,252,804	8.05%	132,793,970,521	8.05%	-1,690,282,283	0.00%
	IPIs	258,555,202,716	15.47%	253,473,201,440	15.36%	-5,082,001,276	-0.11%
	Individual DPMs	5,335,525,708	0.32%	5,339,831,520	0.32%	4,305,812	0.00%
	Sub Total (Individuals)	476,286,670,103	28.50%	469,571,969,094	28.45%	-6,714,701,009	-0.05%
	Institutions:						
	Corporates	286,430,372,148	17.14%	282,762,437,179	17.13%	-3,667,934,969	-0.01%
	Mutual Funds	90,426,334,924	5.41%	89,425,765,834	5.42%	-1,000,569,090	0.01%
	GRE's	662,821,004,480	39.66%	654,536,741,603	39.66%	-8,284,262,877	0.00%
	Institution DPMs	46,724,220,953	2.80%	46,248,903,229	2.80%	-475,317,724	0.01%
	Sub Total (Institutions)	1,086,401,932,505	65.01%	1,072,973,847,845	65.02%	-13,428,084,660	0.01%
Total Saudi Investors	1,562,688,602,608	93.51%	1,542,545,816,939	93.47%	-20,142,785,669	-0.04%	
GCC	Individuals	2,985,951,918	0.18%	2,976,035,838	0.18%	-9,916,080	0.00%
	Institutions	35,940,881,021	2.15%	36,012,457,095	2.18%	71,576,074	0.03%
	GCC DPMs	597,988,416	0.04%	597,096,403	0.04%	-892,013	0.00%
	Total GCC Investors	39,524,821,354	2.37%	39,585,589,335	2.40%	60,767,981	0.03%
Foreign	SWAP Holders	13,632,994,727	0.82%	13,538,565,529	0.82%	-94,429,199	0.00%
	Foreign Residents	4,464,214,145	0.27%	4,405,921,475	0.27%	-58,292,670	0.00%
	QFIs	1,967,242,277	0.12%	1,936,526,291	0.12%	-30,715,986	0.00%
	Foreign DPMs	1,881,377,690	0.11%	1,830,912,717	0.11%	-50,464,973	0.00%
	Strategic Partners	46,955,646,642	2.81%	46,390,272,952	2.81%	-565,373,690	0.00%
	Total Foreign Investors	68,901,475,481	4.12%	68,102,198,963	4.13%	-799,276,518	0.00%
Grand Total		1,671,114,899,443	100.00%	1,650,233,605,238	100.00%	-20,881,294,206	

Weekly Stock Market Ownership and Trading Activity Report

Ownership Value (by Investor Classification)

Stock Market Ownership Breakdown - By Investor Classification

Investor Classification	As of 16 February 2017		As of 23 February 2017		Weekly Change	
	Holding Value (SAR)	Ownership (%)	Holding Value (SAR)	Ownership (%)	Δ Holding Value (SAR)	Δ Ownership (%)
Institutional	1,451,268,791,702	86.84%	1,432,092,711,792	86.78%	-19,176,079,910	-0.06%
Non-Institutional	219,846,107,741	13.16%	218,140,893,446	13.22%	-1,705,214,296	0.06%
Grand Total	1,671,114,899,443	100.00%	1,650,233,605,238	100.00%	-20,881,294,206	

Definitions

Institutional:

Refers to investors with institutional behavior including GREs, Saudi Corporates, Saudi Mutual Funds, Saudi and Non-Saudi DPMs, Saudi Individual Professional Investors (IPI), SWAP Holders, Foreign Strategic Partners and Qualified Foreign Investors (QFI).

Non Institutional:

Refers to investors with non-institutional behavior including Saudi Retail Investors, Saudi High Net Worth Investors (HNWI), GCC Individuals and Foreign Residents.

السوق المالية السعودية
Saudi Stock Exchange

تداول
Tadawul

Thank you

