


Weekly Stock Market Ownership and Trading Activity Report

Market Reports

Week Ending 20 December 2018



Definitions



Weekly Stock Market Ownership and Trading Activity Report

Definitions


Nationality	Investor Type	Description
Saudi	Individuals*	Saudi Individuals have been classified under 4 categories as defined below:
	- Retail	Retail investors are Saudi individuals , excluding IPis (see below) and HNWIs.
	- High Net Worth Investors (HNWIs)	HNWIs are Saudi individuals who have had an average portfolio size of SAR 1m (and above) for the preceding 12 months, excluding IPis (see below).
	- Individual Professional Investors (IPis)	IPis are Saudi individuals who have had an average portfolio size of SAR 50m (and above) for the preceding 12 months and a portfolio turnover ratio of not more than 4 times annually.
	- Individual DPMS	Saudi individual investment account in which the manager (Authorized Person) makes the buy/sell decisions for its client without referring to the account owner (based on to the agreed terms between them).
	Institutions	Saudi Institutions have been classified under 4 categories as defined below:
	- Corporates	Saudi company with a commercial registration permitting its investment in the stock market .
- Mutual Funds	A mutual fund managed by an Authorized Person and licensed by the CMA.	
- Government Related Entities (GREs)	A Government entity or a supranational authority recognized by the CMA.	
- Institutional DPMS	Saudi institutional investment account in which the manager (Authorized Person) makes the buy/sell decisions for its client without referring to the account owner (based on to the agreed terms between them).	
GCC	Individuals*	GCC natural person
	Institutions	GCC legal person with a commercial registration certificate (corporate or mutual fund), in addition to GCC government entities.
	GCC DPMS	GCC investment account (institutional or individual) in which the manager (Authorized Person) makes the buy/sell decisions for its client without referring to the account owner (based on to the agreed terms between them).
Foreign	SWAP Holders	Authorized Person with the permission to enter into SWAP agreements to transfer the economic benefits of its ownership of shares in Saudi companies listed on the Saudi Stock Exchange to its non-resident foreign clients.
	Foreign Residents*	Foreign investors domiciled in the Kingdom with a valid residency permit (Iqama) (excluding GCC nationals).
	QFIs	Qualified Foreign Institutional investors registered with the CMA in accordance with the QFI Rules, to invest in shares listed on the Saudi Stock Exchange.
	Foreign DPMS	Foreign resident investment account in which the manager (Authorized Person) makes the buy/sell decisions for its client without referring to the account owner (based on to the agreed terms between them).
	Strategic Partners	Foreign investors considered founders and partners of Saudi listed companies.
	NRFI	Non-Resident Foreign Investors in accordance with the Guidance Note for the investment of Non- Resident Foreigners in Parallel Market

*Nomu-Parallel Market Individual Investors

Individuals who fulfill any of the following:

- Conducted transactions not less than SAR 40m, and not less than 10 transaction in each quarter during last 12 months.
- Have an average portfolio size of SAR 5m for the preceding 12 months
- Worked for at least 3 years in financial sectors.
- Hold General Securities Qualification Certificate which is recognized by the Authority.
- Holds professional certificate that is related to securities business and accredited by an internationally recognized entity

Main Market - Value Traded & Ownership Breakdown



Weekly Report - Main Market

Value Traded (by Nationality and Investor Type)

Main Market Value Traded Breakdown - By Nationality and Investor Type

Nationality	Investor Type	Buy		Sell		Net Value Traded		
		SAR	% of Total Buys	SAR	% of Total Sells	SAR (Buy - Sell)	Difference (% Buy - % Sell)	
Saudi	Individuals:							
	Retail	7,562,754,643	49.73%	7,569,005,499	49.78%	-6,250,856	-0.04%	
	HNWIs	4,461,723,139	29.34%	4,110,839,249	27.03%	350,883,891	2.31%	
	IPIs	429,434,025	2.82%	440,395,341	2.90%	-10,961,316	-0.07%	
	Individual DPMs	248,793,168	1.64%	260,693,481	1.71%	-11,900,312	-0.08%	
	Sub Total (Individuals)	12,702,704,975	83.54%	12,380,933,569	81.42%	321,771,406	2.12%	
	Institutions:							
	Corporates	862,480,311	5.67%	654,158,351	4.30%	208,321,960	1.37%	
	Mutual Funds	195,420,502	1.29%	401,196,411	2.64%	-205,775,909	-1.35%	
	GRE's	399,189	0.00%	0	0.00%	399,189	0.00%	
	Institution DPMs	283,779,932	1.87%	393,534,564	2.59%	-109,754,631	-0.72%	
	Sub Total (Institutions)	1,342,079,934	8.83%	1,448,889,326	9.53%	-106,809,392	-0.70%	
Total Saudi Investors	14,044,784,909	92.36%	13,829,822,895	90.95%	214,962,014	1.41%		
GCC	Individuals	46,366,701	0.30%	49,860,432	0.33%	-3,493,732	-0.02%	
	Institutions	152,220,292	1.00%	255,905,140	1.68%	-103,684,849	-0.68%	
	GCC DPMs	746,648	0.00%	2,452,907	0.02%	-1,706,259	-0.01%	
	Total GCC Investors	199,333,640	1.31%	308,218,479	2.03%	-108,884,839	-0.72%	
Foreign	SWAP Holders	278,778,623	1.83%	432,261,244	2.84%	-153,482,622	-1.01%	
	Foreign Residents	195,039,260	1.28%	187,817,522	1.24%	7,221,738	0.05%	
	QFIs	487,832,319	3.21%	447,640,328	2.94%	40,191,990	0.26%	
	Foreign DPMs	427,466	0.00%	442,776	0.00%	-15,311	0.00%	
	Strategic Partners	0	0.00%	0	0.00%	0	0.00%	
	NRFI	7,029	0.00%	0	0.00%	7,029	0.00%	
	Total Foreign Investors	962,084,696	6.33%	1,068,161,871	7.02%	-106,077,175	-0.70%	
Grand Total		15,206,203,245	100.00%	15,206,203,245	100.00%			

Weekly Report - Main Market

Value Traded (by Investor Classification)

Main Market Value Traded Breakdown - By Investor Classification						
Investor Classification	Buy		Sell		Net Value Traded	
	SAR	% of Total Buys	SAR	% of Total Sells	SAR (Buy - Sell)	Difference (% Buy - % Sell)
Institutional	2,940,319,502	19.34%	3,288,680,543	21.63%	-348,361,041	-2.29%
Non-Institutional	12,265,883,743	80.66%	11,917,522,701	78.37%	348,361,041	2.29%
Grand Total	15,206,203,245	100.00%	15,206,203,245	100.00%		

Definitions

Institutional:

Refers to investors with institutional behavior including GREs, Saudi Corporates, Saudi Mutual Funds, Saudi and Non-Saudi DPMs, Saudi Individual Professional Investors (IPI), SWAP Holders, Foreign Strategic Partners and Qualified Foreign Investors (QFI).

Non Institutional:

Refers to investors with non-institutional behavior including Saudi Retail Investors, Saudi High Net Worth Investors (HNWI), GCC Individuals and Foreign Residents.

Weekly Report - Main Market

Ownership Value (by Nationality and Investor Type)

Main Market Ownership Breakdown - By Nationality and Investor Type							
Nationality	Investor Type	As of 13 December 2018		As of 20 December 2018		Weekly Change	
		Holding Value (SAR)	Ownership (%)	Holding Value (SAR)	Ownership (%)	Δ Holding Value (SAR)	Δ Ownership (%)
Saudi	Individuals:						
	Retail	74,850,972,941	3.98%	73,460,932,549	3.97%	-1,390,040,392	-0.01%
	HNWIs	146,423,162,043	7.79%	143,728,302,239	7.77%	-2,694,859,805	-0.03%
	IPLs	255,077,545,519	13.58%	249,703,303,541	13.49%	-5,374,241,978	-0.09%
	Individual DPMs	4,982,093,283	0.27%	4,985,842,767	0.27%	3,749,484	0.00%
	Sub Total (Individuals)	481,333,773,785	25.62%	471,878,381,095	25.50%	-9,455,392,690	-0.12%
	Institutions:						
	Corporates	288,816,058,044	15.37%	281,692,833,492	15.22%	-7,123,224,553	-0.15%
	Mutual Funds	93,114,373,586	4.96%	90,520,709,183	4.89%	-2,593,664,403	-0.07%
	GRE's	757,172,795,579	40.30%	753,864,273,383	40.73%	-3,308,522,196	0.43%
	Institution DPMs	132,850,371,443	7.07%	130,013,381,431	7.03%	-2,836,990,013	-0.05%
	Sub Total (Institutions)	1,271,953,598,653	67.70%	1,256,091,197,488	67.87%	-15,862,401,165	0.17%
Total Saudi Investors	1,753,287,372,439	93.32%	1,727,969,578,584	93.37%	-25,317,793,855	0.04%	
GCC	Individuals	2,817,853,526	0.15%	2,761,952,201	0.15%	-55,901,325	0.00%
	Institutions	33,991,103,852	1.81%	33,051,564,482	1.79%	-939,539,370	-0.02%
	GCC DPMs	841,651,335	0.04%	816,987,867	0.04%	-24,663,468	0.00%
	Total GCC Investors	37,650,608,713	2.00%	36,630,504,550	1.98%	-1,020,104,164	-0.02%
Foreign	SWAP Holders	9,522,875,501	0.51%	9,207,735,985	0.50%	-315,139,516	-0.01%
	Foreign Residents	3,366,391,755	0.18%	3,274,051,970	0.18%	-92,339,785	0.00%
	QFIs	13,608,340,086	0.72%	13,639,733,026	0.74%	31,392,940	0.01%
	Foreign DPMs	4,024,338,914	0.21%	3,851,416,865	0.21%	-172,922,050	-0.01%
	Strategic Partners	57,235,745,615	3.05%	56,147,741,784	3.03%	-1,088,003,831	-0.01%
	NRFI	-	-	-	-	-	-
Total Foreign Investors	87,757,691,871	4.67%	86,120,679,629	4.65%	-1,637,012,242	-0.02%	
Grand Total		1,878,695,673,023	100.00%	1,850,720,762,762	100.00%	-27,974,910,261	

* Non deposited amount of 488,800,000 SAR was not reflected as on 20 December holding value (Saudi Enaya Cooperative Insurance Co. 8011 - Corporate Action - Tradable Rights)

Weekly Report - Main Market

Ownership Value (by Investor Classification)

Main Market Ownership Breakdown - By Investor Classification						
Investor Classification	As of 13 December 2018		As of 20 December 2018		Weekly Change	
	Holding Value (SAR)	Ownership (%)	Holding Value (SAR)	Ownership (%)	Δ Holding Value (SAR)	Δ Ownership (%)
Institutional	1,651,237,292,757	87.89%	1,627,495,523,804	87.94%	-23,741,768,954	0.05%
Non-Institutional	227,458,380,265	12.11%	223,225,238,958	12.06%	-4,233,141,307	-0.05%
Grand Total	1,878,695,673,023	100.00%	1,850,720,762,762	100.00%	-27,974,910,261	

Definitions


Institutional:

Refers to investors with institutional behavior including GREs, Saudi Corporates, Saudi Mutual Funds, Saudi and Non-Saudi DPMs, Saudi Individual Professional Investors (IPI), SWAP Holders, Foreign Strategic Partners and Qualified Foreign Investors (QFI).

Non Institutional:

Refers to investors with non-institutional behavior including Saudi Retail Investors, Saudi High Net Worth Investors (HNWI), GCC Individuals and Foreign Residents.

Nomu-Parallel Market - Value Traded & Ownership Breakdown



Weekly Report – Nomu-Parallel Market

Value Traded (by Nationality, Investor Type, & Classification)

Nomu-Parallel Market Value Traded Breakdown - By Nationality and Investor Type

Nationality	Investor Type	Buy		Sell		Net Value Traded	
		SAR	% of Total Buys	SAR	% of Total Sells	SAR (Buy - Sell)	Difference (% Buy - % Sell)
Saudi	Individuals	14,611,476	98.70%	14,043,495	94.87%	567,981	3.84%
	Corporates	103,750	0.70%	82,307	0.56%	21,443	0.14%
	Institution	0	0.00%	129,573	0.88%	-129,573	-0.88%
	Total Saudi Investors	14,715,226	99.40%	14,255,375	96.30%	459,851	3.11%
GCC	Individuals	0	0.00%	0	0.00%	0	0.00%
	Institutions	0	0.00%	287,006	1.94%	-287,006	-1.94%
	Total GCC Investors	0	0.00%	287,006	1.94%	-287,006	-1.94%
Foreign	SWAP Holders	0	0.00%	0	0.00%	0	0.00%
	Foreign Residents	88,309	0.60%	261,155	1.76%	-172,846	-1.17%
	QFIs	0	0.00%	0	0.00%	0	0.00%
	Total Foreign Investors	88,309	0.60%	261,155	1.76%	-172,846	-1.17%
Grand Total		14,803,535	100.00%	14,803,535	100.00%		

Nomu-Parallel Market Value Traded Breakdown - By Investor Classification

Investor Classification	Buy		Sell		Net Value Traded	
	SAR	% of Total Buys	SAR	% of Total Sells	SAR (Buy - Sell)	Difference (% Buy - % Sell)
Institutional	103,750	0.70%	498,886	3.37%	-395,135	-2.67%
Non-Institutional	14,699,785	99.30%	14,304,650	96.63%	395,135	2.67%
Grand Total	14,803,535	100.00%	14,803,535	100.00%		

Institutional:

Refers to investors with institutional behavior including Saudi Corporates and Institutions (GREs & Mutual Funds), GCC Institutions (GREs, Corporate & Mutual Funds), SWAP Holders, and Qualified Foreign Investors (QFI).

Non Institutional:

Refers to investors with non-institutional behavior including Qualified Saudi and GCC Individuals and Qualified Foreign Residents.

Weekly Report – Nomu-Parallel Market

Ownership Value (by Nationality, Investor Type, & Classification)

Nomu-Parallel Market Ownership Breakdown - By Nationality and Investor Type							
Nationality	Investor Type	As of 13 December 2018		As of 20 December 2018		Weekly Change	
		Holding Value (SAR)	Ownership (%)	Holding Value (SAR)	Ownership (%)	Δ Holding Value (SAR)	Δ Ownership (%)
Saudi	Individuals	2,029,650,695	91.60%	1,976,867,808	91.39%	-52,782,887	-0.20%
	Corporates	121,718,719	5.49%	122,818,568	5.68%	1,099,849	0.18%
	Institution	34,935,118	1.58%	32,921,715	1.52%	-2,013,404	-0.05%
	Total Saudi Investors	2,186,304,532	98.67%	2,132,608,090	98.59%	-53,696,442	-0.07%
GCC	Individuals	0	0.00%	0	0.00%	0	0.00%
	Institutions	13,428,830	0.61%	14,135,610	0.65%	706,781	0.05%
	Total GCC Investors	13,428,830	0.61%	14,135,610	0.65%	706,781	0.05%
Foreign	SWAP Holders	169,886	0.01%	167,404	0.01%	-2,482	0.00%
	Foreign Residents	2,634,520	0.12%	2,439,200	0.11%	-195,321	-0.01%
	QFIs	13,347,932	0.60%	13,730,497	0.63%	382,565	0.03%
	Total Foreign Investors	16,152,338	0.73%	16,337,100	0.76%	184,762	0.03%
Grand Total		2,215,885,700	100.00%	2,163,080,800	100.00%	-52,804,900	

Nomu-Parallel Market Ownership Breakdown - By Investor Classification						
Investor Classification	As of 13 December 2018		As of 20 December 2018		Weekly Change	
	Holding Value (SAR)	Ownership (%)	Holding Value (SAR)	Ownership (%)	Δ Holding Value (SAR)	Δ Ownership (%)
Institutional	183,600,485	8.29%	183,773,793	8.50%	173,308	0.21%
Non-Institutional	2,032,285,215	91.71%	1,979,307,007	91.50%	-52,978,208	-0.21%
Grand Total	2,215,885,700	100.00%	2,163,080,800	100.00%	-52,804,900	

Institutional:

Refers to investors with institutional behavior including Saudi Corporates and Institutions (GREs & Mutual Funds), GCC Institutions (GREs, Corporate & Mutual Funds), SWAP Holders, and Qualified Foreign Investors (QFI).

Non Institutional:

Refers to investors with non-institutional behavior including Qualified Saudi and GCC Individuals and Qualified Foreign Residents.

السوق المالية السعودية
Saudi Stock Exchange

تداول
Tadawul

Thank you

