


Monthly Stock Market Ownership and Trading Activity Report

Market Reports

Month Ending 28 February 2021



Definitions



Monthly Stock Market Ownership and Trading Activity Report

Definitions


Nationality	Investor Type	Description
Saudi	Individuals*	Saudi Individuals have been classified under 4 categories as defined below:
	- Retail	Retail investors are Saudi individuals , excluding IPIs (see below) and HNWIs.
	- High Net Worth Investors (HNWIs)	HNWIs are Saudi individuals who have had an average portfolio size of SAR 1m (and above) for the preceding 12 months, excluding IPIs (see below).
	- Individual Professional Investors (IPIs)	IPIs are Saudi individuals who have had an average portfolio size of SAR 50m (and above) for the preceding 12 months and a portfolio turnover ratio of not more than 4 times annually.
	- Individual DPMs	Saudi individual investment account in which the manager (Authorized Person) makes the buy/sell decisions for its client without referring to the account owner (based on to the agreed terms between them).
	Institutions	Saudi Institutions have been classified under 4 categories as defined below:
	- Corporates	Saudi company with a commercial registration permitting its investment in the stock market .
	- Mutual Funds	A mutual fund managed by an Authorized Person and licensed by the CMA.
	- Government Related Entities (GREs)	A Government entity or a supranational authority recognized by the CMA.
- Institutional DPMs	Saudi institutional investment account in which the manager (Authorized Person) makes the buy/sell decisions for its client without referring to the account owner (based on to the agreed terms between them).	
GCC	Individuals*	GCC natural person
	Institutions	GCC legal person with a commercial registration certificate (corporate or mutual fund), in addition to GCC government entities.
	GCC DPMs	GCC investment account (institutional or individual) in which the manager (Authorized Person) makes the buy/sell decisions for its client without referring to the account owner (based on to the agreed terms between them).
Foreign	SWAP Holders	Authorized Person with the permission to enter into SWAP agreements to transfer the economic benefits of its ownership of shares in Saudi companies listed on the Saudi Stock Exchange to its non-resident foreign clients.
	Foreign Residents & Others	Investors with a valid residency permit (Iqama) and others (excluding SWAP, QFIs, DPM & Strategic Investors).
	QFIs	Qualified Foreign Institutional investors registered with the CMA in accordance with the QFI Rules, to invest in shares listed on the Saudi Stock Exchange.
	Foreign DPMs	Foreign resident investment account in which the manager (Authorized Person) makes the buy/sell decisions for its client without referring to the account owner (based on to the agreed terms between them).
	Strategic Investors	A foreign legal entity that aims to own a strategic shareholding in listed companies.

*Nomu-Parallel Market Individual Investors

Individuals who fulfill any of the following:

- Conducted transactions not less than SAR 40m, and not less than 10 transaction in each quarter during last 12 months.
- Have an average portfolio size of SAR 5m for the preceding 12 months
- Worked for at least 3 years in financial sectors.
- Hold General Securities Qualification Certificate which is recognized by the Authority.
- Holds professional certificate that is related to securities business and accredited by an internationally recognized entity

Main Market - Highlights



The total value of shares traded for the month ending 28 February 2021 amounted to SAR 245.75 billion, increasing by 52.8% over the previous month; while total stock market capitalization reached SAR 9,117.09 billion at the end of this period, increasing by 0.73% over the previous month.



- The total value of shares purchased by “Saudi Investors” during this period amounted to SAR 230.93 billion representing 93.97 % of total buying activity, and sales of SAR 231.44 billion representing 94.18 % of total selling activity. Total ownership of “Saudi Investors” stood at 97.08 % of total market capitalization as of 28 February 2021, representing a decrease of 0.08 % from the previous month.
- The total value of shares purchased by “GCC Investors” during this period amounted to SAR 1.62 billion representing 0.66 % of total buying activity, and sales of SAR 1.44 billion representing 0.59% of total selling activity. Total ownership of “GCC Investors” stood at 0.51% of total market capitalization as of 28 February 2021, representing an increase of 0.01% from the previous month.
- The total value of shares purchased by “Foreign Investors” during this period amounted to SAR 13.21 billion representing 5.37% of total buying activity, and sales of SAR 12.87 billion representing 5.24% of total selling activity. Total ownership of “Foreign Investors” stood at 2.40% of total market capitalization as of 28 February 2021, representing an increase of 0.07% from the previous month.

Main Market - Value Traded & Ownership Breakdown



Monthly Report - Main Market

Value Traded (by Nationality and Investor Type)

Main Market Value Traded Breakdown - By Nationality and Investor Type							
Nationality	Investor Type	Buy		Sell		Net Value Traded	
		SAR	% of Total Buys	SAR	% of Total Sells	SAR (Buy - Sell)	Difference (% Buy - % Sell)
Saudi	Individuals:						
	Retail	152,793,623,981	62.17%	153,825,352,618	62.59%	-1,031,728,637	-0.42%
	HNWIs	64,319,481,143	26.17%	66,060,114,067	26.88%	-1,740,632,924	-0.71%
	IPIs	2,937,726,648	1.20%	3,459,794,298	1.41%	-522,067,650	-0.21%
	Individual DPMs	1,487,246,635	0.61%	1,117,140,359	0.45%	370,106,276	0.15%
	Sub Total (Individuals)	221,538,078,407	90.15%	224,462,401,342	91.34%	-2,924,322,935	-1.19%
	Institutions:						
	Corporates	5,319,827,120	2.16%	3,065,867,250	1.25%	2,253,959,870	0.92%
	Mutual Funds	2,367,779,252	0.96%	2,393,989,433	0.97%	-26,210,181	-0.01%
	GRE's	143,106,237	0.06%	98,260,046	0.04%	44,846,191	0.02%
	Institution DPMs	1,558,498,763	0.63%	1,422,265,206	0.58%	136,233,558	0.06%
	Sub Total (Institutions)	9,389,211,373	3.82%	6,980,381,935	2.84%	2,408,829,437	0.98%
	Total Saudi Investors	230,927,289,780	93.97%	231,442,783,277	94.18%	-515,493,497	-0.21%
GCC	Individuals	403,141,512	0.16%	360,775,240	0.15%	42,366,272	0.02%
	Institutions	1,177,568,286	0.48%	1,077,963,901	0.44%	99,604,384	0.04%
	GCC DPMs	37,332,164	0.02%	4,275,734	0.00%	33,056,430	0.01%
	Total GCC Investors	1,618,041,962	0.66%	1,443,014,875	0.59%	175,027,086	0.07%
Foreign	SWAP Holders	37,740,044	0.02%	66,359,223	0.03%	-28,619,179	-0.01%
	Foreign Residents & Others	4,015,357,497	1.63%	4,091,989,403	1.67%	-76,631,906	-0.03%
	QFIs	9,142,448,361	3.72%	8,694,145,383	3.54%	448,302,978	0.18%
	Foreign DPMs	12,311,246	0.01%	14,896,727	0.01%	-2,585,481	0.00%
	Strategic Investor	0	0.00%	0	0.00%	0	0.00%
	Total Foreign Investors	13,207,857,147	5.37%	12,867,390,736	5.24%	340,466,411	0.14%
Grand Total		245,753,188,888	100.00%	245,753,188,888	100.00%		

Monthly Report - Main Market

Value Traded (by Investor Classification)

Main Market Value Traded Breakdown - By Investor Classification

Investor Classification	Buy		Sell		Net Value Traded	
	SAR	% of Total Buys	SAR	% of Total Sells	SAR (Buy - Sell)	Difference (% Buy - % Sell)
Institutional	24,221,584,756	9.86%	21,414,957,561	8.71%	2,806,627,195	1.14%
Non-Institutional	221,531,604,132	90.14%	224,338,231,327	91.29%	-2,806,627,195	-1.14%
Grand Total	245,753,188,888	100.00%	245,753,188,888	100.00%		

Definitions

Institutional:

Refers to investors with institutional behavior including GREs, Saudi Corporates, Saudi Mutual Funds, Saudi and Non-Saudi DPMs, Saudi Individual Professional Investors (IPI), SWAP Holders, Foreign Strategic Partners and Qualified Foreign Investors (QFI).

Non Institutional:

Refers to investors with non-institutional behavior including Saudi Retail Investors, Saudi High Net Worth Investors (HNWI), GCC Individuals and Foreign Residents.

Monthly Report - Main Market

Ownership Value (by Nationality and Investor Type)

Main Market Ownership Breakdown - By Nationality and Investor Type

Nationality	Investor Type	As of 31 January 2021			As of 28 February 2021			Monthly Change			
		Holding Value (SAR)	Ownership		Holding Value (SAR)	Ownership		Δ Holding Value (SAR)	Ownership		
			Issued (%)	Free Float (%)		Issued (%)	Free Float (%)		Δ Issued (%)	Δ Free Float (%)	
Saudi	Individuals:										
	Retail	121,364,399,914	1.34%	9.31%	126,527,087,670	1.39%	9.23%	5,162,687,756	0.05%	-0.08%	
	HNWIs	188,281,196,080	2.08%	14.27%	196,915,716,604	2.16%	14.21%	8,634,520,524	0.08%	-0.06%	
	IPIs	301,697,802,414	3.33%	16.86%	313,649,987,788	3.44%	16.77%	11,952,185,375	0.11%	-0.10%	
	Individual DPMs	6,029,534,616	0.07%	0.46%	7,181,207,286	0.08%	0.51%	1,151,672,670	0.01%	0.06%	
	Sub Total (Individuals)	617,372,933,023	6.82%	40.90%	644,273,999,348	7.07%	40.72%	26,901,066,325	0.25%	-0.18%	
	Institutions:										
	Corporates	636,158,155,693	7.03%	22.06%	658,522,419,100	7.22%	21.84%	22,364,263,407	0.19%	-0.22%	
	Mutual Funds	210,755,109,581	2.33%	10.80%	213,832,158,819	2.35%	10.67%	3,077,049,237	0.02%	-0.13%	
	GRE's	7,276,279,039,751	80.39%	6.59%	7,268,781,532,736	79.73%	6.45%	-7,497,507,014	-0.67%	-0.14%	
	Institution DPMs	53,550,518,969	0.59%	4.10%	65,820,685,504	0.72%	4.79%	12,270,166,535	0.13%	0.69%	
	Sub Total (Institutions)	8,176,742,823,994	90.34%	43.54%	8,206,956,796,159	90.02%	43.75%	30,213,972,165	-0.33%	0.21%	
Total Saudi Investors	8,794,115,757,017	97.16%	84.44%	8,851,230,795,507	97.08%	84.47%	57,115,038,490	-0.08%	0.03%		
GCC	Individuals	2,618,482,729	0.03%	0.20%	2,799,899,053	0.03%	0.20%	181,416,324	0.00%	0.00%	
	Institutions	42,383,284,061	0.47%	2.30%	43,576,345,184	0.48%	2.27%	1,193,061,123	0.01%	-0.03%	
	GCC DPMs	196,410,044	0.00%	0.02%	236,045,130	0.00%	0.02%	39,635,086	0.00%	0.00%	
	Total GCC Investors	45,198,176,834	0.50%	2.52%	46,612,289,367	0.51%	2.49%	1,414,112,533	0.01%	-0.03%	
Foreign	SWAP Holders	1,855,390,459	0.02%	0.14%	1,850,719,390	0.02%	0.14%	-4,671,069	0.00%	-0.01%	
	Foreign Residents & Others	6,377,525,489	0.07%	0.38%	6,669,040,977	0.07%	0.36%	291,515,488	0.00%	-0.02%	
	QFIs	162,597,260,024	1.80%	12.50%	171,392,525,662	1.88%	12.53%	8,795,265,638	0.08%	0.03%	
	Foreign DPMs	108,577,042	0.00%	0.01%	15,563,169	0.00%	0.00%	-93,013,873	0.00%	-0.01%	
	Strategic Investors	40,561,708,469	0.45%	0.00%	39,315,827,342	0.43%	0.00%	-1,245,881,127	-0.02%	0.00%	
	Total Foreign Investors	211,500,461,483	2.34%	13.04%	219,243,676,540	2.40%	13.03%	7,743,215,057	0.07%	0.00%	
Grand Total		9,050,814,395,335	100.00%	100.00%	9,117,086,761,415	100.00%	100.00%	66,272,366,080			

Monthly Report - Main Market

Ownership Value (by Investor Classification)

Main Market Ownership Breakdown - By Investor Classification									
Investor Classification	As of 31 January 2021			As of 28 February 2021			Monthly Change		
	Holding Value (SAR)	Ownership		Holding Value (SAR)	Ownership		Δ Holding Value (SAR)	Ownership	
		Issued (%)	FreeFloat (%)		Issued (%)	FreeFloat (%)		Δ Issued (%)	Δ FreeFloat (%)
Institutional	8,733,842,355,285	96.48%	75.84%	8,785,852,265,582	96.35%	75.99%	52,009,910,298	-0.13%	0.16%
Non-Institutional	316,972,040,050	3.52%	24.16%	331,234,495,833	3.65%	24.01%	14,262,455,783	0.13%	-0.16%
Grand Total	9,050,814,395,335	100.00%	100.00%	9,117,086,761,415	100.00%	100.00%	66,272,366,080		

Definitions


Institutional:

Refers to investors with institutional behavior including GREs, Saudi Corporates, Saudi Mutual Funds, Saudi and Non-Saudi DPMs, Saudi Individual Professional Investors (IPI), SWAP Holders, Foreign Strategic Partners and Qualified Foreign Investors (QFI).

Non Institutional:

Refers to investors with non-institutional behavior including Saudi Retail Investors, Saudi High Net Worth Investors (HNWI), GCC Individuals and Foreign Residents.

Nomu-Parallel Market - Highlights




The total value of shares traded for the month ending 28 February 2021 amounted to SAR 1051.04 million, increasing by 4.84% over the previous month; while total stock market capitalization reached SAR 12,172.15 million at the end of this period, increasing by 9.67% over the previous month.

- ▶ The total value of shares purchased by “Saudi Investors” during this period amounted to SAR 1028.74 million representing 97.88% of total buying activity, and sales of SAR 1028.16 million representing 97.82% of total selling activity. Total ownership of “Saudi Investors” stood at 98.99% of total market capitalization as of 28 February 2021, representing an increase of 0.04% from the previous month.
- ▶ The total value of shares purchased by “GCC Investors” during this period amounted to SAR 0.02 million representing 0.003% of total buying activity, and sales of SAR 0.00 million representing 0.00% of total selling activity. Total ownership of “GCC Investors” stood at 0.91% of total market capitalization as of 28 February 2021, representing a decrease of 0.04% from the previous month.
- ▶ The total value of shares purchased by “Foreign Investors” during this period amounted to SAR 22.27 million representing 2.12% of total buying activity, and sales of SAR 22.88 million representing 2.18% of total selling activity. Total ownership of “Foreign Investors” stood at 0.11% of total market capitalization as of 28 February 2021, representing a decrease of 0.01% from the previous month.



Nomu-Parallel Market - Value Traded & Ownership Breakdown



Monthly Report – Nomu-Parallel Market

Value Traded (by Nationality, Investor Type, & Classification)

Nomu-Parallel Market Value Traded Breakdown - By Nationality and Investor Type							
Nationality	Investor Type	Buy		Sell		Net Value Traded	
		SAR	% of Total Buys	SAR	% of Total Sells	SAR (Buy - Sell)	Difference (% Buy - % Sell)
Saudi	Individuals	991,665,681	94.35%	1,001,248,358	95.26%	-9,582,677	-0.91%
	Corporates	32,293,819	3.07%	25,983,642	2.47%	6,310,177	0.60%
	Institution	4,783,056	0.46%	927,626	0.09%	3,855,430	0.37%
	Total Saudi Investors	1,028,742,556	97.88%	1,028,159,626	97.82%	582,929	0.06%
GCC	Individuals	27,797	0.00%	0	0.00%	27,797	0.00%
	Institutions	0	0.00%	0	0.00%	0	0.00%
	Total GCC Investors	27,797	0.00%	0	0.00%	27,797	0.00%
Foreign	SWAP Holders	0	0.00%	0	0.00%	0	0.00%
	Foreign Residents	17,140,579	1.63%	17,604,589	1.67%	-464,010	-0.04%
	QFIs	5,131,553	0.49%	5,278,269	0.50%	-146,716	-0.01%
	Total Foreign Investors	22,272,133	2.12%	22,882,859	2.18%	-610,726	-0.06%
Grand Total		1,051,042,485	100.00%	1,051,042,485	100.00%		

Nomu-Parallel Market Value Traded Breakdown - By Investor Classification						
Investor Classification	Buy		Sell		Net Value Traded	
	SAR	% of Total Buys	SAR	% of Total Sells	SAR (Buy - Sell)	Difference (% Buy - % Sell)
Institutional	42,208,428	4.02%	32,189,538	3.06%	10,018,891	0.95%
Non-Institutional	1,008,834,057	95.98%	1,018,852,948	96.94%	-10,018,891	-0.95%
Grand Total	1,051,042,485	100.00%	1,051,042,485	100.00%		

Institutional:

Refers to investors with institutional behavior including Saudi Corporates and Institutions (GREs & Mutual Funds), GCC Institutions (GREs, Corporate & Mutual Funds), SWAP Holders, and Qualified Foreign Investors (QFI).

Non Institutional:

Refers to investors with non-institutional behavior including Qualified Saudi and GCC Individuals and Qualified Foreign Residents.

Monthly Report – Nomu-Parallel Market

Ownership Value (by Nationality, Investor Type, & Classification)

Nomu-Parallel Market Ownership Breakdown - By Nationality and Investor Type										
Nationality	Investor Type	As of 31 January 2021			As of 28 February 2021			Monthly Change		
		Holding Value (SAR)	Ownership (%)		Holding Value (SAR)	Ownership (%)		Δ Holding Value (SAR)	Δ Ownership (%)	
			Issued (%)	FreeFloat (%)		Issued (%)	FreeFloat (%)		Δ Issued (%)	Δ FreeFloat (%)
Saudi	Individuals	7,041,667,247	63.45%	46.56%	7,994,049,788	65.67%	51.95%	952,382,541	2.23%	5.39%
	Corporates	3,917,902,425	35.30%	49.89%	4,028,525,776	33.10%	44.68%	110,623,351	-2.20%	-5.21%
	Institution	21,848,232	0.20%	0.28%	26,388,544	0.22%	0.29%	4,540,312	0.02%	0.01%
	Total Saudi Investors	10,981,417,904	98.95%	96.73%	12,048,964,108	98.99%	96.93%	1,067,546,204	0.04%	0.20%
GCC	Individuals	3,490,314	0.03%	0.10%	3,703,491	0.03%	0.09%	213,177	0.00%	-0.01%
	Institutions	101,189,182	0.91%	2.83%	106,540,533	0.88%	2.66%	5,351,351	-0.04%	-0.17%
	Total GCC Investors	104,679,496	0.94%	2.92%	110,244,024	0.91%	2.75%	5,564,528	-0.04%	-0.17%
Foreign	SWAP Holders	0	0.00%	0.00%	0	0.00%	0.00%	0	0.00%	0.00%
	Foreign Residents	9,847,776	0.09%	0.28%	10,500,146	0.09%	0.26%	652,370	0.00%	-0.01%
	QFIs	2,554,824	0.02%	0.07%	2,436,722	0.02%	0.06%	-118,102	0.00%	-0.01%
	Total Foreign Investors	12,402,600	0.11%	0.35%	12,936,868	0.11%	0.32%	534,268	-0.01%	-0.02%
Grand Total		11,098,500,000	100.00%	100.00%	12,172,145,000	100.00%	100.00%	1,073,645,000		

Nomu-Parallel Market Ownership Breakdown - By Investor Classification										
Investor Classification	As of 31 January 2021			As of 28 February 2021			Monthly Change			
	Holding Value (SAR)	Ownership (%)		Holding Value (SAR)	Ownership (%)		Δ Holding Value (SAR)	Ownership		
		Issued (%)	FreeFloat (%)		Issued (%)	FreeFloat (%)		Δ Issued (%)	Δ FreeFloat (%)	
Institutional	4,043,494,663	36.43%	53.07%	4,163,891,575	34.21%	47.70%	120,396,911	-2.22%	-5.37%	
Non-Institutional	7,055,005,337	63.57%	46.93%	8,008,253,425	65.79%	52.30%	953,248,089	2.22%	5.37%	
Grand Total	11,098,500,000	100%	100%	12,172,145,000	100%	100%	1,073,645,000			

Institutional:

Refers to investors with institutional behavior including Saudi Corporates and Institutions (GREs & Mutual Funds), GCC Institutions (GREs, Corporate & Mutual Funds), SWAP Holders, and Qualified Foreign Investors (QFI).

Non Institutional:

Refers to investors with non-institutional behavior including Qualified Saudi and GCC Individuals and Qualified Foreign Residents.

السوق المالية السعودية
Saudi Stock Exchange

تداول
Tadawul

Thank you

