


Weekly Stock Market Ownership and Trading Activity Report

Market Reports

Week Ending 07 February 2019



Definitions



Weekly Stock Market Ownership and Trading Activity Report


Definitions

Nationality	Investor Type	Description
Saudi	Individuals*	Saudi Individuals have been classified under 4 categories as defined below:
	- Retail	Retail investors are Saudi individuals , excluding IPIs (see below) and HNWIs.
	- High Net Worth Investors (HNWIs)	HNWIs are Saudi individuals who have had an average portfolio size of SAR 1m (and above) for the preceding 12 months, excluding IPIs (see below).
	- Individual Professional Investors (IPIs)	IPIs are Saudi individuals who have had an average portfolio size of SAR 50m (and above) for the preceding 12 months and a portfolio turnover ratio of not more than 4 times annually.
	- Individual DPMs	Saudi individual investment account in which the manager (Authorized Person) makes the buy/sell decisions for its client without referring to the account owner (based on to the agreed terms between them).
	Institutions	Saudi Institutions have been classified under 4 categories as defined below:
	- Corporates	Saudi company with a commercial registration permitting its investment in the stock market .
	- Mutual Funds	A mutual fund managed by an Authorized Person and licensed by the CMA.
- Government Related Entities (GRES)	A Government entity or a supranational authority recognized by the CMA.	
- Institutional DPMs	Saudi institutional investment account in which the manager (Authorized Person) makes the buy/sell decisions for its client without referring to the account owner (based on to the agreed terms between them).	
GCC	Individuals*	GCC natural person
	Institutions	GCC legal person with a commercial registration certificate (corporate or mutual fund), in addition to GCC government entities.
	GCC DPMs	GCC investment account (institutional or individual) in which the manager (Authorized Person) makes the buy/sell decisions for its client without referring to the account owner (based on to the agreed terms between them).
Foreign	SWAP Holders	Authorized Person with the permission to enter into SWAP agreements to transfer the economic benefits of its ownership of shares in Saudi companies listed on the Saudi Stock Exchange to its non-resident foreign clients.
	Foreign Residents*	Foreign investors domiciled in the Kingdom with a valid residency permit (Iqama) (excluding GCC nationals).
	QFIs	Qualified Foreign Institutional investors registered with the CMA in accordance with the QFI Rules, to invest in shares listed on the Saudi Stock Exchange.
	Foreign DPMs	Foreign resident investment account in which the manager (Authorized Person) makes the buy/sell decisions for its client without referring to the account owner (based on to the agreed terms between them).
	Strategic Partners	Foreign investors considered founders and partners of Saudi listed companies.
	NRFI	Non-Resident Foreign Investors in accordance with the Guidance Note for the Investment of Non- Resident Foreigners in Parallel Market

*Nomu-Parallel Market Individual Investors

- Individuals who fulfill any of the following:
- Conducted transactions not less than SAR 40m, and not less than 10 transaction in each quarter during last 12 months.
 - Have an average portfolio size of SAR 5m for the preceding 12 months
 - Worked for at least 3 years in financial sectors.
 - Hold General Securities Qualification Certificate which is recognized by the Authority.
 - Holds professional certificate that is related to securities business and accredited by an internationally recognized entity

Main Market - Value Traded & Ownership Breakdown



Weekly Report - Main Market

Value Traded (by Nationality and Investor Type)

Main Market Value Traded Breakdown - By Nationality and Investor Type								
Nationality	Investor Type	Buy		Sell		Net Value Traded		
		SAR	% of Total Buys	SAR	% of Total Sells	SAR (Buy - Sell)	Difference (% Buy - % Sell)	
Saudi	Individuals:							
	Retail	5,895,546,515	41.43%	6,289,871,061	44.20%	-394,324,545	-2.77%	
	HNWIs	4,155,215,613	29.20%	4,029,895,324	28.32%	125,320,290	0.88%	
	IPIs	460,048,817	3.23%	676,174,516	4.75%	-216,125,700	-1.52%	
	Individual DPMs	144,060,459	1.01%	108,164,818	0.76%	35,895,641	0.25%	
	Sub Total (Individuals)	10,654,871,404	74.87%	11,104,105,719	78.02%	-449,234,314	-3.16%	
	Institutions:							
	Corporates	935,466,548	6.57%	531,138,267	3.73%	404,328,281	2.84%	
	Mutual Funds	279,394,331	1.96%	1,272,054,154	8.94%	-992,659,823	-6.98%	
	GRE's	0	0.00%	0	0.00%	0	0.00%	
	Institution DPMs	250,127,537	1.76%	155,474,422	1.09%	94,653,115	0.67%	
	Sub Total (Institutions)	1,464,988,416	10.29%	1,958,666,843	13.76%	-493,678,427	-3.47%	
	Total Saudi Investors	12,119,859,820	85.16%	13,062,772,561	91.79%	-942,912,741	-6.63%	
GCC	Individuals	56,306,888	0.40%	35,117,605	0.25%	21,189,282	0.15%	
	Institutions	217,904,918	1.53%	197,237,152	1.39%	20,667,766	0.15%	
	GCC DPMs	1,383,236	0.01%	21,039,481	0.15%	-19,656,245	-0.14%	
	Total GCC Investors	275,595,042	1.94%	253,394,239	1.78%	22,200,803	0.16%	
Foreign	SWAP Holders	705,126,365	4.95%	390,638,839	2.74%	314,487,526	2.21%	
	Foreign Residents	150,821,510	1.06%	174,880,137	1.23%	-24,058,627	-0.17%	
	QFIs	980,083,995	6.89%	345,621,312	2.43%	634,462,683	4.46%	
	Foreign DPMs	61,136	0.00%	168,675	0.00%	-107,539	0.00%	
	Strategic Partners	0	0.00%	4,072,105	0.03%	-4,072,105	-0.03%	
	Total Foreign Investors	1,836,093,006	12.90%	915,381,068	6.43%	920,711,938	6.47%	
Grand Total		14,231,547,868	100.00%	14,231,547,868	100.00%			

Weekly Report - Main Market

Value Traded (by Investor Classification)

Main Market Value Traded Breakdown - By Investor Classification						
Investor Classification	Buy		Sell		Net Value Traded	
	SAR	% of Total Buys	SAR	% of Total Sells	SAR (Buy - Sell)	Difference (% Buy - % Sell)
Institutional	3,973,657,342	27.92%	3,701,783,742	26.01%	271,873,600	1.91%
Non-Institutional	10,257,890,527	72.08%	10,529,764,127	73.99%	-271,873,600	-1.91%
Grand Total	14,231,547,868	100.00%	14,231,547,868	100.00%		

Definitions

Institutional:

Refers to investors with institutional behavior including GREs, Saudi Corporates, Saudi Mutual Funds, Saudi and Non-Saudi DPMs, Saudi Individual Professional Investors (IPI), SWAP Holders, Foreign Strategic Partners and Qualified Foreign Investors (QFI).

Non Institutional:

Refers to investors with non-institutional behavior including Saudi Retail Investors, Saudi High Net Worth Investors (HNWI), GCC Individuals and Foreign Residents.

Weekly Report - Main Market

Ownership Value (by Nationality and Investor Type)

Main Market Ownership Breakdown - By Nationality and Investor Type

Nationality	Investor Type	As of 31 January 2019		As of 7 February 2019		Weekly Change		
		Holding Value (SAR)	Ownership (%)	Holding Value (SAR)	Ownership (%)	Δ Holding Value (SAR)	Δ Ownership (%)	
Saudi	Individuals:							
	Retail	76,461,794,003	3.78%	76,947,653,658	3.77%	485,859,656	0.00%	
	HNWIs	156,946,614,195	7.75%	156,698,719,963	7.68%	-247,894,232	-0.07%	
	IPIs	273,936,998,599	13.53%	277,942,320,982	13.63%	4,005,322,383	0.10%	
	Individual DPMs	5,257,314,172	0.26%	6,107,921,942	0.30%	850,607,770	0.04%	
	Sub Total (Individuals)	512,602,720,968	25.31%	517,696,616,545	25.39%	5,093,895,577	0.07%	
	Institutions:							
	Corporates	309,733,882,877	15.29%	308,572,769,681	15.13%	-1,161,113,196	-0.16%	
	Mutual Funds	105,969,918,163	5.23%	189,726,129,299	9.30%	83,756,211,136	4.07%	
	GRE's	817,985,807,244	40.39%	829,070,703,042	40.65%	11,084,895,798	0.26%	
	Institution DPMs	137,211,621,888	6.78%	52,608,649,567	2.58%	-84,602,972,321	-4.20%	
Sub Total (Institutions)	1,370,901,230,172	67.69%	1,379,978,251,589	67.67%	9,077,021,417	-0.03%		
Total Saudi Investors	1,883,503,951,140	93.00%	1,897,674,868,134	93.05%	14,170,916,994	0.05%		
GCC	Individuals	3,027,514,082	0.15%	3,068,097,197	0.15%	40,583,115	0.00%	
	Institutions	36,745,096,194	1.81%	36,837,587,131	1.81%	92,490,937	-0.01%	
	GCC DPMs	981,138,986	0.05%	955,529,807	0.05%	-25,609,179	0.00%	
	Total GCC Investors	40,753,749,262	2.01%	40,861,214,136	2.00%	107,464,873	-0.01%	
Foreign	SWAP Holders	11,678,926,631	0.58%	12,073,028,781	0.59%	394,102,150	0.02%	
	Foreign Residents	3,595,540,237	0.18%	3,718,382,012	0.18%	122,841,775	0.00%	
	QFIs	17,452,252,672	0.86%	18,239,113,601	0.89%	786,860,929	0.03%	
	Foreign DPMs	4,303,586,957	0.21%	4,340,703,617	0.21%	37,116,660	0.00%	
	Strategic Partners	63,884,308,444	3.15%	62,446,508,774	3.06%	-1,437,799,670	-0.09%	
	Total Foreign Investors	100,914,614,941	4.98%	100,817,736,785	4.94%	-96,878,156	-0.04%	
Grand Total		2,025,172,315,343	100.00%	2,039,353,819,054	100.00%	14,181,503,711		

* Non deposited amount of 180,400,000 SAR was not reflected as on 7th of February holding value (Amana Cooperative Insurance Co. 8310 - Corporate Action - Tradable Rights)

Weekly Report - Main Market

Ownership Value (by Investor Classification)

Main Market Ownership Breakdown - By Investor Classification						
Investor Classification	As of 31 January 2019		As of 7 February 2019		Weekly Change	
	Holding Value (SAR)	Ownership (%)	Holding Value (SAR)	Ownership (%)	Δ Holding Value (SAR)	Δ Ownership (%)
Institutional	1,785,140,852,826	88.15%	1,798,920,966,224	88.21%	13,780,113,397	0.06%
Non-Institutional	240,031,462,516	11.85%	240,432,852,831	11.79%	401,390,314	-0.06%
Grand Total	2,025,172,315,343	100.00%	2,039,353,819,054	100.00%	14,181,503,711	

Definitions


Institutional:

Refers to investors with institutional behavior including GREs, Saudi Corporates, Saudi Mutual Funds, Saudi and Non-Saudi DPMs, Saudi Individual Professional Investors (IPI), SWAP Holders, Foreign Strategic Partners and Qualified Foreign Investors (QFI).

Non Institutional:

Refers to investors with non-institutional behavior including Saudi Retail Investors, Saudi High Net Worth Investors (HNWI), GCC Individuals and Foreign Residents.

Nomu-Parallel Market - Value Traded & Ownership Breakdown



Weekly Report – Nomu-Parallel Market

Value Traded (by Nationality, Investor Type, & Classification)

Nomu-Parallel Market Value Traded Breakdown - By Nationality and Investor Type

Nationality	Investor Type	Buy		Sell		Net Value Traded	
		SAR	% of Total Buys	SAR	% of Total Sells	SAR (Buy - Sell)	Difference (% Buy - % Sell)
Saudi	Individuals	7,540,206	79.63%	8,576,970	90.58%	-1,036,763	-10.95%
	Corporates	402,183	4.25%	73,303	0.77%	328,880	3.47%
	Institution	1,083,177	11.44%	626,835	6.62%	456,342	4.82%
	Total Saudi Investors	9,025,566	95.31%	9,277,107	97.97%	-251,542	-2.66%
GCC	Individuals	0	0.00%	0	0.00%	0	0.00%
	Institutions	0	0.00%	89,853	0.95%	-89,853	-0.95%
	Total GCC Investors	0	0.00%	89,853	0.95%	-89,853	-0.95%
Foreign	SWAP Holders	0	0.00%	0	0.00%	0	0.00%
	Foreign Residents	309,355	3.27%	102,347	1.08%	207,008	2.19%
	QFIs	134,387	1.42%	0	0.00%	134,387	1.42%
	Total Foreign Investors	443,742	4.69%	102,347	1.08%	341,394	3.61%
Grand Total		9,469,307	100.00%	9,469,307	100.00%		

Nomu-Parallel Market Value Traded Breakdown - By Investor Classification

Investor Classification	Buy		Sell		Net Value Traded	
	SAR	% of Total Buys	SAR	% of Total Sells	SAR (Buy - Sell)	Difference (% Buy - % Sell)
Institutional	1,619,746	17.11%	789,990	8.34%	829,756	8.76%
Non-Institutional	7,849,561	82.89%	8,679,317	91.66%	-829,756	-8.76%
Grand Total	9,469,307	100.00%	9,469,307	100.00%		

Institutional:

Refers to investors with institutional behavior including Saudi Corporates and Institutions (GREs & Mutual Funds), GCC Institutions (GREs, Corporate & Mutual Funds), SWAP Holders, and Qualified Foreign Investors (QFI).

Non Institutional:

Refers to investors with non-institutional behavior including Qualified Saudi and GCC Individuals and Qualified Foreign Residents.

Weekly Report – Nomu-Parallel Market

Ownership Value (by Nationality, Investor Type, & Classification)

Nomu-Parallel Market Ownership Breakdown - By Nationality and Investor Type							
Nationality	Investor Type	As of 31 January 2019		As of 7 February 2019		Weekly Change	
		Holding Value (SAR)	Ownership (%)	Holding Value (SAR)	Ownership (%)	Δ Holding Value (SAR)	Δ Ownership (%)
Saudi	Individuals	3,071,076,364	93.52%	3,837,420,765	94.88%	766,344,401	1.35%
	Corporates	144,844,629	4.41%	139,924,760	3.46%	-4,919,869	-0.95%
	Institution	37,877,427	1.15%	37,545,125	0.93%	-332,302	-0.23%
	Total Saudi Investors	3,253,798,420	99.09%	4,014,890,650	99.26%	761,092,230	0.18%
GCC	Individuals	0	0.00%	0	0.00%	0	0.00%
	Institutions	13,287,645	0.40%	12,955,500	0.32%	-332,145	-0.08%
	Total GCC Investors	13,287,645	0.40%	12,955,500	0.32%	-332,145	-0.08%
Foreign	SWAP Holders	201,058	0.01%	193,902	0.00%	-7,156	0.00%
	Foreign Residents	2,583,491	0.08%	2,524,748	0.06%	-58,743	-0.02%
	QFIs	13,931,886	0.42%	14,145,599	0.35%	213,713	-0.07%
	Total Foreign Investors	16,716,435	0.51%	16,864,250	0.42%	147,815	-0.09%
Grand Total		3,283,802,500	100.00%	4,044,710,400	100.00%	760,907,900	

Nomu-Parallel Market Ownership Breakdown - By Investor Classification						
Investor Classification	As of 31 January 2019		As of 7 February 2019		Weekly Change	
	Holding Value (SAR)	Ownership (%)	Holding Value (SAR)	Ownership (%)	Δ Holding Value (SAR)	Δ Ownership (%)
Institutional	210,142,645	6.40%	204,764,887	5.06%	-5,377,758	-1.34%
Non-Institutional	3,073,659,855	93.60%	3,839,945,513	94.94%	766,285,658	1.34%
Grand Total	3,283,802,500	100.00%	4,044,710,400	100.00%	760,907,900	

Institutional:

Refers to investors with institutional behavior including Saudi Corporates and Institutions (GREs & Mutual Funds), GCC Institutions (GREs, Corporate & Mutual Funds), SWAP Holders, and Qualified Foreign Investors (QFI).

Non Institutional:

Refers to investors with non-institutional behavior including Qualified Saudi and GCC Individuals and Qualified Foreign Residents.

السوق المالية السعودية
Saudi Stock Exchange

تداول
Tadawul

Thank you

