


# Weekly Stock Market Ownership and Trading Activity Report

Market Reports

Week Ending 12 October 2017



# Definitions



# Weekly Stock Market Ownership and Trading Activity Report

## Definitions


Nationality	Investor Type	Description
Saudi	Individuals*	Saudi Individuals have been classified under 4 categories as defined below:
	- Retail	Retail investors are Saudi individuals , excluding <b>IPIs</b> (see below) and <b>HNWIs</b> .
	- High Net Worth Investors ( <b>HNWIs</b> )	<b>HNWIs</b> are Saudi individuals who have had an average portfolio size of SAR 1m (and above) for the preceding 12 months, excluding <b>IPIs</b> (see below).
	- Individual Professional Investors ( <b>IPIs</b> )	<b>IPIs</b> are Saudi individuals who have had an average portfolio size of SAR 50m (and above) for the preceding 12 months and a portfolio turnover ratio of not more than 4 times annually.
	- Individual DPMs	Saudi individual investment account in which the manager (Authorized Person) makes the buy/sell decisions for its client without referring to the account owner (based on to the agreed terms between them).
	Institutions	Saudi Institutions have been classified under 4 categories as defined below:
	- Corporates	Saudi company with a commercial registration permitting its investment in the stock market .
	- Mutual Funds	A mutual fund managed by an Authorized Person and licensed by the CMA.
GCC	- Government Related Entities ( <b>GREs</b> )	A Government entity or a supranational authority recognized by the CMA.
	- Institutional DPMs	Saudi institutional investment account in which the manager (Authorized Person) makes the buy/sell decisions for its client without referring to the account owner (based on to the agreed terms between them).
	Individuals*	GCC natural person
Foreign	Institutions	GCC legal person with a commercial registration certificate (corporate or mutual fund), in addition to GCC government entities.
	GCC DPMs	GCC investment account (institutional or individual) in which the manager (Authorized Person) makes the buy/sell decisions for its client without referring to the account owner (based on to the agreed terms between them).
	SWAP Holders	Authorized Person with the permission to enter into SWAP agreements to transfer the economic benefits of its ownership of shares in Saudi companies listed on the Saudi Stock Exchange to its non-resident foreign clients.
	Foreign Residents*	Foreign investors domiciled in the Kingdom with a valid residency permit (Iqama) (excluding GCC nationals).
	QFIs	Qualified Foreign Institutional investors registered with the CMA in accordance with the QFI Rules, to invest in shares listed on the Saudi Stock Exchange.
Foreign	Foreign DPMs	Foreign resident investment account in which the manager (Authorized Person) makes the buy/sell decisions for its client without referring to the account owner (based on to the agreed terms between them).
	Strategic Partners	Foreign investors considered founders and partners of Saudi listed companies.

\*Nomu-Parallel  
Market Individual  
Investors

Individuals who fulfill any of the following:

- Conducted transactions not less than SAR 40m, and not less than 10 transaction in each quarter during last 12 months.
- Have an average portfolio size of SAR 10m for the preceding 12 months
- Hold General Securities Qualification Certificate which is recognized by the Authority.

# Main Market - Value Traded & Ownership Breakdown



# Weekly Report - Main Market

## Value Traded (by Nationality and Investor Type)

Main Market Value Traded Breakdown - By Nationality and Investor Type							
Nationality	Investor Type	Buy		Sell		Net Value Traded	
		SAR	% of Total Buys	SAR	% of Total Sells	SAR (Buy - Sell)	Difference (% Buy - % Sell)
Saudi	Individuals:						
	Retail	5,143,977,787	30.98%	6,502,142,975	39.16%	-1,358,165,188	-8.18%
	HNWIs	5,033,429,832	30.32%	5,156,817,733	31.06%	-123,387,901	-0.74%
	IPIs	355,270,589	2.14%	252,050,924	1.52%	103,219,665	0.62%
	Individual DPMs	146,804,111	0.88%	191,524,209	1.15%	-44,720,098	-0.27%
	<b>Sub Total (Individuals)</b>	<b>10,679,482,320</b>	<b>64.33%</b>	<b>12,102,535,842</b>	<b>72.90%</b>	<b>-1,423,053,522</b>	<b>-8.57%</b>
	Institutions:						
	Corporates	4,207,457,753	25.34%	2,756,636,044	16.60%	1,450,821,709	8.74%
	Mutual Funds	641,647,503	3.86%	387,733,654	2.34%	253,913,849	1.53%
	GRE's	5,438,436	0.03%	5,394,112	0.03%	44,323	0.00%
	Institution DPMs	256,713,191	1.55%	247,214,363	1.49%	9,498,828	0.06%
	<b>Sub Total (Institutions)</b>	<b>5,111,256,882</b>	<b>30.79%</b>	<b>3,396,978,174</b>	<b>20.46%</b>	<b>1,714,278,709</b>	<b>10.33%</b>
	<b>Total Saudi Investors</b>	<b>15,790,739,202</b>	<b>95.11%</b>	<b>15,499,514,015</b>	<b>93.36%</b>	<b>291,225,187</b>	<b>1.75%</b>
GCC	Individuals	45,876,510	0.28%	30,175,493	0.18%	15,701,017	0.09%
	Institutions	224,942,302	1.35%	172,902,762	1.04%	52,039,540	0.31%
	GCC DPMs	637,562	0.00%	140,504,863	0.85%	-139,867,301	-0.84%
	<b>Total GCC Investors</b>	<b>271,456,374</b>	<b>1.64%</b>	<b>343,583,118</b>	<b>2.07%</b>	<b>-72,126,744</b>	<b>-0.43%</b>
Foreign	SWAP Holders	86,400,595	0.52%	254,585,321	1.53%	-168,184,725	-1.01%
	Foreign Residents	178,271,021	1.07%	182,216,145	1.10%	-3,945,124	-0.02%
	QFIs	176,317,901	1.06%	311,655,673	1.88%	-135,337,772	-0.82%
	Foreign DPMs	99,166,264	0.60%	8,537,518	0.05%	90,628,747	0.55%
	Strategic Partners	0	0.00%	2,259,568	0.01%	-2,259,568	-0.01%
	<b>Total Foreign Investors</b>	<b>540,155,782</b>	<b>3.25%</b>	<b>759,254,225</b>	<b>4.57%</b>	<b>-219,098,443</b>	<b>-1.32%</b>
<b>Grand Total</b>		<b>16,602,351,358</b>	<b>100.00%</b>	<b>16,602,351,358</b>	<b>100.00%</b>		

# Weekly Report - Main Market

## Value Traded (by Investor Classification)

### Main Market Value Traded Breakdown - By Investor Classification

Investor Classification	Buy		Sell		Net Value Traded	
	SAR	% of Total Buys	SAR	% of Total Sells	SAR (Buy - Sell)	Difference (% Buy - % Sell)
Institutional	6,200,796,208	37.35%	4,730,999,012	28.50%	1,469,797,196	8.85%
Non-Institutional	10,401,555,150	62.65%	11,871,352,346	71.50%	-1,469,797,196	-8.85%
<b>Grand Total</b>	<b>16,602,351,358</b>	<b>100.00%</b>	<b>16,602,351,358</b>	<b>100.00%</b>		

## Definitions

### **Institutional:**

Refers to investors with institutional behavior including GREs, Saudi Corporates, Saudi Mutual Funds, Saudi and Non-Saudi DPMs, Saudi Individual Professional Investors (IPI), SWAP Holders, Foreign Strategic Partners and Qualified Foreign Investors (QFI).

### **Non Institutional:**

Refers to investors with non-institutional behavior including Saudi Retail Investors, Saudi High Net Worth Investors (HNWI), GCC Individuals and Foreign Residents.

# Weekly Report - Main Market

## Ownership Value (by Nationality and Investor Type)

Main Market Ownership Breakdown - By Nationality and Investor Type							
Nationality	Investor Type	As of 5 October 2017		As of 12 October 2017*		Weekly Change	
		Holding Value (SAR)	Ownership (%)	Holding Value (SAR)	Ownership (%)	Δ Holding Value (SAR)	Δ Ownership (%)
Saudi	<b>Individuals:</b>						
	Retail	72,749,085,608	4.24%	70,405,682,851	4.25%	-2,343,402,758	0.01%
	HNWIs	135,122,440,427	7.87%	129,521,027,815	7.82%	-5,601,412,612	-0.05%
	IPIs	256,174,256,578	14.93%	247,018,307,462	14.92%	-9,155,949,116	-0.01%
	Individual DPMs	4,896,566,343	0.29%	4,712,097,319	0.28%	-184,469,024	0.00%
	<b>Sub Total (Individuals)</b>	<b>468,942,348,957</b>	<b>27.33%</b>	<b>451,657,115,446</b>	<b>27.28%</b>	<b>-17,285,233,511</b>	<b>-0.05%</b>
	<b>Institutions:</b>						
	Corporates	284,120,528,755	16.56%	272,701,694,478	16.47%	-11,418,834,277	-0.09%
	Mutual Funds	179,303,713,206	10.45%	162,326,042,352	9.80%	-16,977,670,854	-0.64%
	GRE's	623,259,874,199	36.32%	614,963,520,981	37.14%	-8,296,353,218	0.82%
	Institution DPMs	50,487,931,584	2.94%	48,759,281,128	2.95%	-1,728,650,456	0.00%
	<b>Sub Total (Institutions)</b>	<b>1,137,172,047,744</b>	<b>66.27%</b>	<b>1,098,750,538,938</b>	<b>66.36%</b>	<b>-38,421,508,806</b>	<b>0.10%</b>
<b>Total Saudi Investors</b>	<b>1,606,114,396,701</b>	<b>93.59%</b>	<b>1,550,407,654,384</b>	<b>93.64%</b>	<b>-55,706,742,316</b>	<b>0.05%</b>	
GCC	Individuals	2,925,583,524	0.17%	2,820,130,704	0.17%	-105,452,820	0.00%
	Institutions	33,252,780,060	1.94%	31,483,673,931	1.90%	-1,769,106,130	-0.04%
	GCC DPMs	705,875,508	0.04%	921,421,359	0.06%	215,545,851	0.01%
	<b>Total GCC Investors</b>	<b>36,884,239,092</b>	<b>2.15%</b>	<b>35,225,225,993</b>	<b>2.13%</b>	<b>-1,659,013,099</b>	<b>-0.02%</b>
Foreign	SWAP Holders	10,990,459,748	0.64%	10,202,593,903	0.62%	-787,865,845	-0.02%
	Foreign Residents	4,328,564,456	0.25%	4,122,753,503	0.25%	-205,810,953	0.00%
	QFIs	7,282,497,276	0.42%	7,260,827,810	0.44%	-21,669,466	0.01%
	Foreign DPMs	2,609,614,775	0.15%	2,592,706,890	0.16%	-16,907,885	0.00%
	Strategic Partners	47,862,788,860	2.79%	45,824,380,226	2.77%	-2,038,408,633	-0.02%
	<b>Total Foreign Investors</b>	<b>73,073,925,114</b>	<b>4.26%</b>	<b>70,003,262,333</b>	<b>4.23%</b>	<b>-3,070,662,781</b>	<b>-0.03%</b>
<b>Grand Total</b>		<b>1,716,072,560,907</b>	<b>100.00%</b>	<b>1,655,636,142,710</b>	<b>100.00%</b>	<b>-60,436,418,197</b>	

\* Non Deposited Tradable Rights amount of 519,840,000 SAR was not reflected as on 12 October holding value

# Weekly Report - Main Market

## Ownership Value (by Investor Classification)

### Main Market Ownership Breakdown - By Investor Classification

Investor Classification	As of 5 October 2017		As of 12 October 2017*		Weekly Change	
	Holding Value (SAR)	Ownership (%)	Holding Value (SAR)	Ownership (%)	Δ Holding Value (SAR)	Δ Ownership (%)
Institutional	1,500,946,886,892	87.46%	1,448,766,547,838	87.51%	-52,180,339,054	0.04%
Non-Institutional	215,125,674,015	12.54%	206,869,594,872	12.49%	-8,256,079,143	-0.04%
<b>Grand Total</b>	<b>1,716,072,560,907</b>	<b>100.00%</b>	<b>1,655,636,142,710</b>	<b>100.00%</b>	<b>-60,436,418,197</b>	

## Definitions

### Institutional:


Refers to investors with institutional behavior including GREs, Saudi Corporates, Saudi Mutual Funds, Saudi and Non-Saudi DPMs, Saudi Individual Professional Investors (IPI), SWAP Holders, Foreign Strategic Partners and Qualified Foreign Investors (QFI).

### Non Institutional:

Refers to investors with non-institutional behavior including Saudi Retail Investors, Saudi High Net Worth Investors (HNWI), GCC Individuals and Foreign Residents.



# Nomu-Parallel Market - Value Traded & Ownership Breakdown



# Weekly Report – Nomu-Parallel Market

## Value Traded (by Nationality, Investor Type, & Classification)

Nomu-Parallel Market Value Traded Breakdown - By Nationality and Investor Type							
Nationality	Investor Type	Buy		Sell		Net Value Traded	
		SAR	% of Total Buys	SAR	% of Total Sells	SAR (Buy - Sell)	Difference (% Buy - % Sell)
Saudi	Individuals	8,715,479	86.97%	3,247,941	32.41%	5,467,538	54.56%
	Corporates	963,328	9.61%	5,486,289	54.75%	-4,522,960	-45.14%
	Institution	60,340	0.60%	349,951	3.49%	-289,611	-2.89%
	<b>Total Saudi Investors</b>	<b>9,739,147</b>	<b>97.19%</b>	<b>9,084,181</b>	<b>90.65%</b>	<b>654,966</b>	<b>6.54%</b>
GCC	Individuals	0	0.00%	0	0.00%	0	0.00%
	Institutions	0	0.00%	456,316	4.55%	-456,316	-4.55%
	<b>Total GCC Investors</b>	<b>0</b>	<b>0.00%</b>	<b>456,316</b>	<b>4.55%</b>	<b>-456,316</b>	<b>-4.55%</b>
Foreign	SWAP Holders	0	0.00%	0	0.00%	0	0.00%
	Foreign Residents	29,709	0.30%	480,260	4.79%	-450,551	-4.50%
	QFIs	251,900	2.51%	0	0.00%	251,900	2.51%
	<b>Total Foreign Investors</b>	<b>281,609</b>	<b>2.81%</b>	<b>480,260</b>	<b>4.79%</b>	<b>-198,651</b>	<b>-1.98%</b>
<b>Grand Total</b>		<b>10,020,756</b>	<b>100.00%</b>	<b>10,020,756</b>	<b>100.00%</b>		

Nomu-Parallel Market Value Traded Breakdown - By Investor Classification							
Investor Classification	Buy		Sell		Net Value Traded		
	SAR	% of Total Buys	SAR	% of Total Sells	SAR (Buy - Sell)	Difference (% Buy - % Sell)	
<b>Institutional</b>	1,275,568	12.73%	6,292,555	62.80%	-5,016,987	-50.07%	
<b>Non-Institutional</b>	8,745,188	87.27%	3,728,201	37.20%	5,016,987	50.07%	
<b>Grand Total</b>	<b>10,020,756</b>	<b>100.00%</b>	<b>10,020,756</b>	<b>100.00%</b>			

### Institutional:

Refers to investors with institutional behavior including Saudi Corporates and Institutions (GREs & Mutual Funds), GCC Institutions (GREs, Corporate & Mutual Funds), SWAP Holders, and Qualified Foreign Investors (QFI).

### Non Institutional:

Refers to investors with non-institutional behavior including Qualified Saudi and GCC Individuals and Qualified Foreign Residents.

# Weekly Report – Nomu-Parallel Market

## Ownership Value (by Nationality, Investor Type, & Classification)

Nomu-Parallel Market Ownership Breakdown - By Nationality and Investor Type							
Nationality	Investor Type	As of 5 October 2017		As of 12 October 2017		Weekly Change	
		Holding Value (SAR)	Ownership (%)	Holding Value (SAR)	Ownership (%)	Δ Holding Value (SAR)	Δ Ownership (%)
Saudi	Individuals	1,989,261,498	88.79%	1,926,701,340	88.90%	-62,560,159	0.11%
	Corporates	118,777,768	5.30%	112,786,008	5.20%	-5,991,761	-0.10%
	Institution	113,323,143	5.06%	109,570,275	5.06%	-3,752,868	0.00%
	<b>Total Saudi Investors</b>	<b>2,221,362,409</b>	<b>99.15%</b>	<b>2,149,057,622</b>	<b>99.16%</b>	<b>-72,304,787</b>	<b>0.01%</b>
GCC	Individuals	28,722	0.00%	28,341	0.00%	-380	0.00%
	Institutions	12,419,028	0.55%	11,643,290	0.54%	-775,738	-0.02%
	<b>Total GCC Investors</b>	<b>12,447,750</b>	<b>0.56%</b>	<b>11,671,631</b>	<b>0.54%</b>	<b>-776,118</b>	<b>-0.02%</b>
Foreign	SWAP Holders	194,362	0.01%	191,772	0.01%	-2,589	0.00%
	Foreign Residents	4,241,836	0.19%	3,669,619	0.17%	-572,217	-0.02%
	QFIs	2,140,583	0.10%	2,585,505	0.12%	444,922	0.02%
	<b>Total Foreign Investors</b>	<b>6,576,781</b>	<b>0.29%</b>	<b>6,446,896</b>	<b>0.30%</b>	<b>-129,885</b>	<b>0.00%</b>
<b>Grand Total</b>		<b>2,240,386,940</b>	<b>100.00%</b>	<b>2,167,176,150</b>	<b>100.00%</b>	<b>-73,210,790</b>	

Nomu-Parallel Market Ownership Breakdown - By Investor Classification						
Investor Classification	As of 5 October 2017		As of 12 October 2017		Weekly Change	
	Holding Value (SAR)	Ownership (%)	Holding Value (SAR)	Ownership (%)	Δ Holding Value (SAR)	Δ Ownership (%)
Institutional	246,854,884	11.02%	236,776,850	10.93%	-10,078,034	-0.09%
Non-Institutional	1,993,532,056	88.98%	1,930,399,300	89.07%	-63,132,756	0.09%
<b>Grand Total</b>	<b>2,240,386,940</b>	<b>100.00%</b>	<b>2,167,176,150</b>	<b>100.00%</b>	<b>-73,210,790</b>	

### Institutional:

Refers to investors with institutional behavior including Saudi Corporates and Institutions (GREs & Mutual Funds), GCC Institutions (GREs, Corporate & Mutual Funds), SWAP Holders, and Qualified Foreign Investors (QFI).

### Non Institutional:

Refers to investors with non-institutional behavior including Qualified Saudi and GCC Individuals and Qualified Foreign Residents.

السوق المالية السعودية  
Saudi Stock Exchange

تداول  
Tadawul

Thank you

