



وينفستون المالية
WinVeston Capital

WINVESTON SAUDI EQUITY QUANT FUND

Quarterly Report – Q1 2026

WinVeston Capital is a closed joint-stock company licensed by the Capital Market Authority of the Kingdom of Saudi Arabia under **License No. 32-23277**. The Company is headquartered in Riyadh and registered under **Commercial Registration No. 1010974234**, and is authorized to conduct investment management, arranging, and advisory activities in accordance with applicable laws and regulations.

WinVeston Saudi Equity Quant Fund

Quarterly Report – Q1 2026



Fund Objective

The fund aims to achieve long-term capital appreciation by actively managing a diversified portfolio invested in selected shariah-compliant equity shares listed on the Saudi Stock Exchange, along with investments in IPOs, SPOs, and rights issues.

Price Information – End of Q1 2026

Unit Price	SAR 9.6270
Quarterly Return	6.05%
Dual Unit Price	N/A
Total Fund Units	545,779.21
Total Net Assets	SAR 5,254,227.41
P/E Ratio	N/A

Fund Ownership – End of Q1 2026

Fund Ownership	100%
Usufruct	0%

Fund Information

Fund Type	Open-ended Public Fund
Fund Classification	Equity Fund
Fund Domicile	Saudi Arabia
Fund Category	Shariah Compliant
Fund Currency	Saudi Royal
Fund Size	SAR 5,254,227.41
Risk Level	High
Benchmark	MSCI Saudi Islamic Index
Number of Distributions	N/A
Fund Manager's Investment	Nil
Investment Advisor & Sub Manager	N/A
Number of Days of Weighted Average	N/A
Inception Date	June 25, 2025
Inception Price	SAR 10.00 Per Unit

WinVeston Saudi Equity Quant Fund

Quarterly Report – Q1 2026



Fund Performance

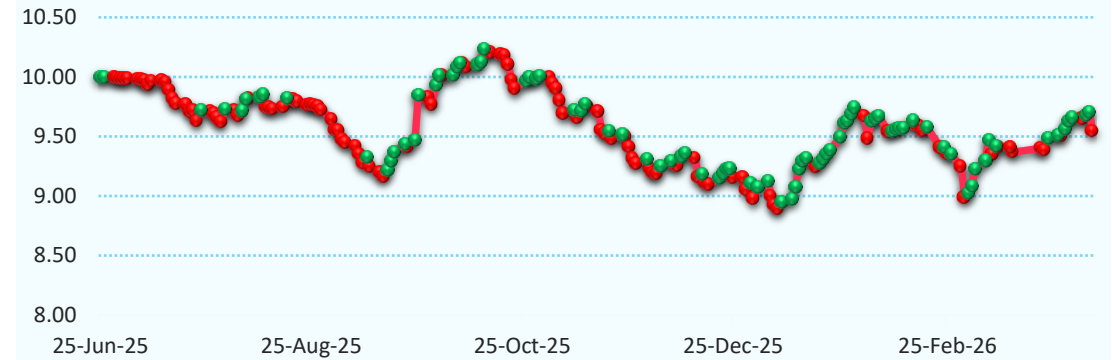
Cumulative Returns	Q1 2026	YTD 2026	One Year	3 Years	5 Years
Fund	6.05%	6.05%			
Benchmark	10.98%	10.98%			
Variance	-4.93%	-4.93%			
Calendar Returns	2021	2022	2023	2024	2025
Fund					
Benchmark					

Note: The Fund commenced operations in July 2025. Initial results reflect ramp-up activities and phased capital deployment and may not be represent long-term performance trends.

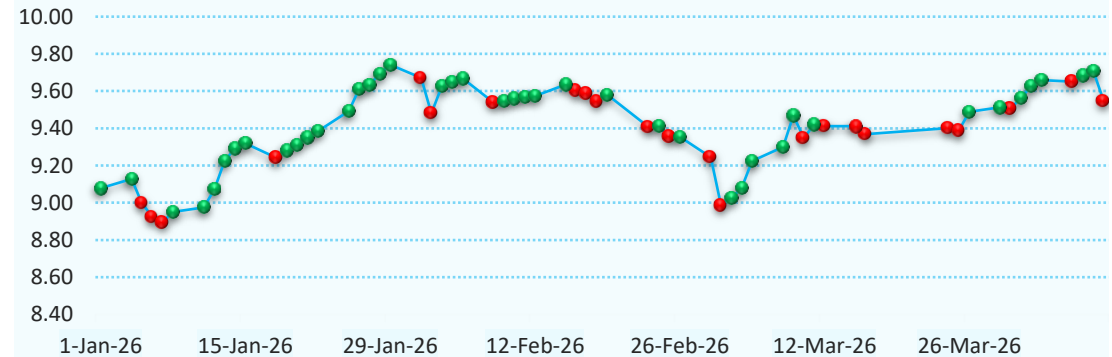
Fund Expenses


Item	Value (SAR)	%
Total Expense Ratio (TER)	SAR 0.00	0.00%
Borrowings	Nil	Nil
Dealing Expenses	SAR 5,048.53	0.10%
Fund Manager's Investment	Nil	Nil
Profit Distribution	Nil	Nil
Dividends Distribution	Nil	Nil

Since Inception Performance Chart

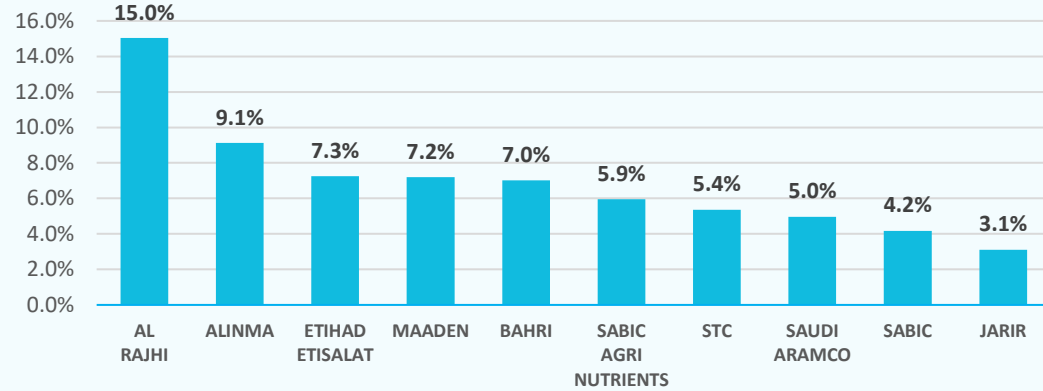


Q1 2026 Performance Chart

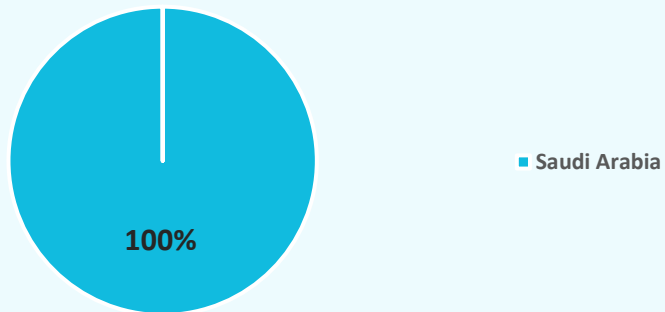




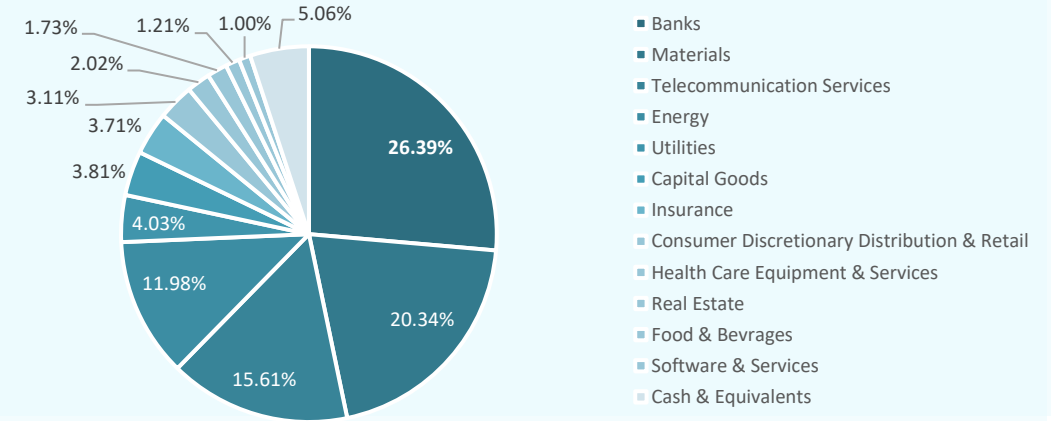
Top 10 Holdings



Geographical Breakdown



Sector Breakdown



Risk Reward Metrics

Metric	Q1 2026	YTD 2026	One Year	3 Years	5 Years
Standard Deviation	19.90%	19.90%			
Sharpe Ratio	1.08	1.08			
Tracking Error	11.70%	11.70%			
Beta	0.63	0.63			
Alpha	18.28%	18.28%			
Information Ratio	-0.42	-0.42			



Key Definitions

Metric	Description	Formula	Notation
Standard Deviation	Measures the volatility of returns around the mean return	σ = Standard deviation	R_i = Individual return, R = Average return
		$\sigma = \sqrt{[\sum (R_i - R)^2 / (n - 1)]}$	n = Number of observations
Sharpe Ratio	Measures excess return generated per unit of risk taken	Sharpe = Sharpe Ratio	R_p = Fund return; R_f = Risk-free rate
		Sharpe = $(R_p - R_f) / \sigma_p$	σ_p = Fund standard deviation
Tracking Error	Measures volatility of the fund's return relative to the benchmark	TE = Tracking Error	R_p = Fund return; R_β = Benchmark Return
		TE = $\sigma (R_p - R_\beta)$	σ = Standard deviation
Beta	Measures the fund's sensitivity to the market movements	β = Beta	R_m = Market return
		$\beta = \text{Cov}(R_p, R_m) / \text{Var}(R_m)$	Cov = Covariance; Var = Variance
Alpha	Measures excess return after adjusting for market risk	α = CAPM Alpha	R_p = Fund return; R_m = Market return
		$\alpha = R_p - [R_f + \beta(R_m - R_f)]$	R_f = Risk-free rate
Information Ratio	Measures portfolio's active return per unit of tracking error	IR = Information Ratio	R_p = Fund return; R_β = Benchmark Return
		IR = $(R_p - R_\beta) / \text{TE}$	TE = Tracking Error

Note: These definitions are presented in accordance with GIPS® standards. Returns and risk metrics are derived from monthly return observations and annualized where applicable. Benchmark-relative measures are calculated based on the stated benchmark.



This document may not be distributed in the Kingdom except to such persons as are permitted under the Investment Funds Regulations issued by the Capital Market Authority, Saudi Arabia (CMA). The CMA does not make any representation as to the accuracy or completeness of this document and expressly disclaims any liability whatsoever for any loss arising from, or incurred in reliance upon, any part of this document. Prospective subscribers of the securities offered hereby should conduct their own due diligence on the accuracy of the information relating to the securities to be offered. If you do not understand the contents of this document, you should consult an authorized financial adviser.

This document has been prepared solely for informational and regulatory reporting purposes in accordance with Annex (4) of the Investment Fund Regulations issued by the Capital Market Authority of the Kingdom of Saudi Arabia. It should not be construed as an offer to sell to buy or subscribe to any investment. Although the information contained in this report was obtained from several sources believed to be reliable and of high credibility, WinVeston Capital does not warrant its completeness or accuracy. In accordance with the laws and regulations of the Kingdom of Saudi Arabia, WinVeston Capital and any of directors, or employees will not be responsible or assume any responsibility of any kind for any loss or damage arising out of the use of the information contained in this report. No liability is accepted for any loss of whatsoever nature arising from the use of this information.

All investments are subject to market risk and so are all public & private funds. Past performance is not indicative of future results. Mutual fund investments are subject to market risks and fluctuations, and there are no guarantees regarding returns. Investors must read the terms and conditions, review associated risks, and consult the financial advisor before deciding to invest in this fund.

The contents of this report are the property of WinVeston Capital. This document may not be reproduced, redistributed, or passed on, directly or indirectly, to any other person or published in whole or in part, for any purpose, without the express written permission of WinVeston Capital, Saudi Arabia. In case of discrepancies between the English text and the Arabic text, the Arabic text shall prevail.



**Khurais Road, Opposite King Salman Park,
Riyadh 12813, Saudi Arabia**



info@winveston.com



www.winveston.com

920014676



055 658 9763



@WinVeston

