

Artal MENA Fund

Q1 2025



Quarterly Report

Fund Objective

The Fund aims to achieve capital growth over the medium to long term by investing in shares of companies listed on the main and parallel Arab stock markets as well as in shares of initial public offerings (IPOs)

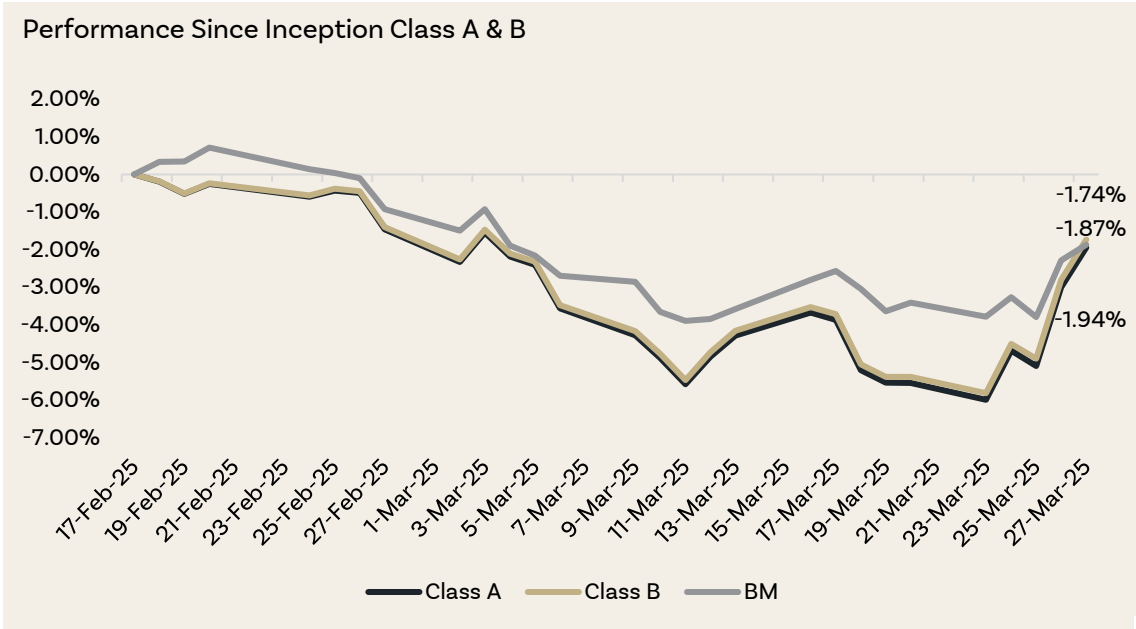
Fund Information

Fund start date	17 th of February 2025
Unit price upon offering for Class A and B SAR 10.00	
Size of the fund	SAR 32 mn
Type of fund	Open
Currency of the Fund	SAR
Level of risk	High
Benchmark	S&P Pan Arab Composite Shariah (TR)

Number of distributions	Not Applicable
Percentage of fees for the management of the invested funds	Not Applicable
Tadawul Tickers	Class A: 167005, Class B: 167006
Bloomberg Tickers	Class A: ACEMPFA AB Class B: ACEMPFB AB
Full Ownership	100%
Usufruct Right	Not Applicable

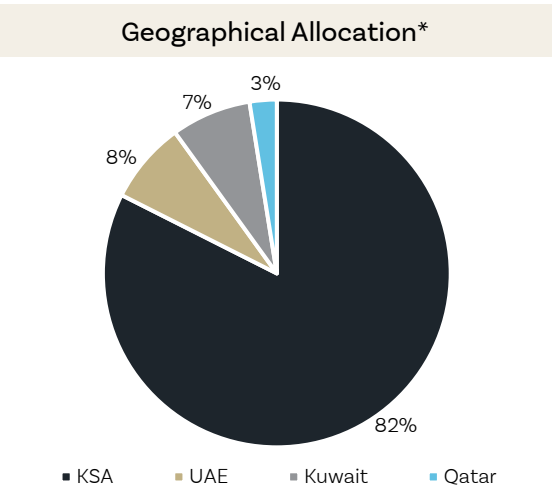
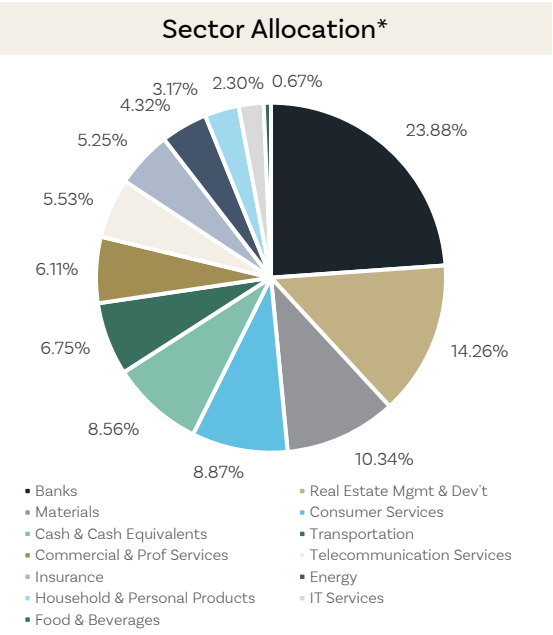
Management Fees

Class A	1.75%
Class B	0.00%



Performance Class A			
Period	Fund	Benchmark	Difference
YTD	N/A	N/A	N/A
1m	-0.49%	-0.96%	0.47%
3m	N/A	N/A	N/A
1yr	N/A	N/A	N/A
3yrs	N/A	N/A	N/A
ITD	-1.94%	-1.87%	-0.07%

Performance Class B			
Period	Fund	Benchmark	Difference
YTD	N/A	N/A	N/A
1m	-0.34%	-0.96%	0.62%
3m	N/A	N/A	N/A
1yr	N/A	N/A	N/A
3yrs	N/A	N/A	N/A
ITD	-1.74%	-1.87%	0.14%



Quarterly Report

Fund information as at the end of the quarter

Total Expense Ratio	0.14%
Borrowing percentage	NIL
Dealing expenses	Not Applicable
Fund Manager's Investment to NAV	0.00%

Performance and risks standards ⁽¹⁾

Class A	3 months	YTD	1 year	3 years	5 years
Standard Deviation (%)	NA	NA	NA	NA	NA
Sharpe Ratio	NA	NA	NA	NA	NA
Tracking Error (%)	NA	NA	NA	NA	NA
Beta	NA	NA	NA	NA	NA
Jensen's Alpha (%)	NA	NA	NA	NA	NA
Information Ratio	NA	NA	NA	NA	NA

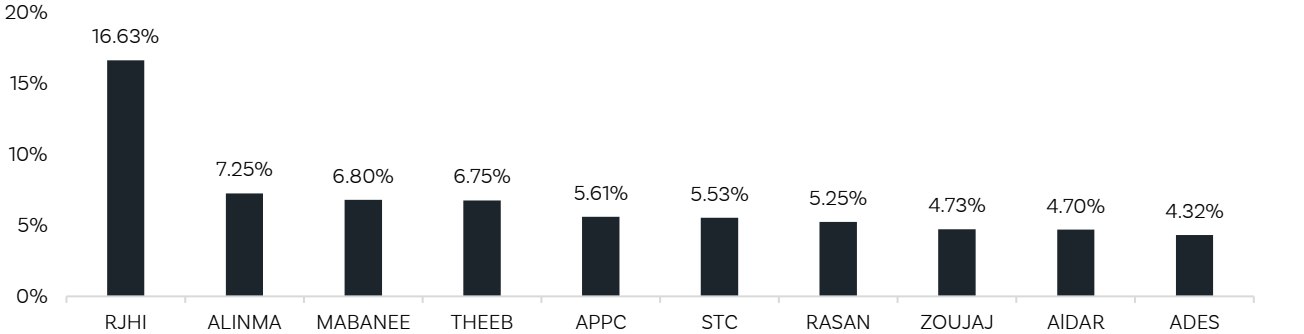
Class B	3 months	YTD	1 year	3 years	5 years
Standard Deviation (%)	NA	NA	NA	NA	NA
Sharpe Ratio	NA	NA	NA	NA	NA
Tracking Error (%)	NA	NA	NA	NA	NA
Beta	NA	NA	NA	NA	NA
Jensen's Alpha (%)	NA	NA	NA	NA	NA
Information Ratio	NA	NA	NA	NA	NA

(1) The Risk-free rate used is 3M SAIBOR.
Performance statistics for periods of less than one year are not applicable due to a limited data period.

Price information as at the end of the quarter

	Class A	Class B
Unit Price	SAR 9.805651	SAR 9.826219
Change in unit price (compared to the previous quarter)	Not Applicable	Not Applicable
Total units of the fund	3,292,315.5627	
Total net assets	32,350,004.77	
P/E Ratio	25.34	

Top 10 investments of the fund ⁽²⁾



Contact Details

Landline	+966112626266
Website	www.artalcapital.com
Email	clients@artalcapital.com

(2) As of 27 Feb 2025.



Class A Performance

Year/Month		Jan	Feb	Mar	Apr	May	Jun	Jul	Aug	Sep	Oct	Nov	Dec	Period
2025	Fund		-1.46%*	-0.49%										-1.94%
	Benchmark		-0.92%*	-0.96%										-1.87%

(*) Partial month



Class B Performance

Year/Month		Jan	Feb	Mar	Apr	May	Jun	Jul	Aug	Sep	Oct	Nov	Dec	Period
2025	Fund		-1.40%*	-0.34%										-1.74%
	Benchmark		-0.92%*	-0.96%										-1.87%

(*) Partial month



Definitions

Term	
Standard Deviation	A statistic that measures the amount of dispersion in a dataset from its mean
Sharpe Ratio	A statistic that measures the excess returns over the risk-free rate of a security or a portfolio of securities for every unit of volatility or standard deviation of the returns of the security of the portfolio of the securities
Tracking Error	A statistic that measures the volatility of excess returns of a portfolio or a security from its benchmark
Beta	A statistic that generally measures the volatility of a security or a portfolio of securities relative to its benchmark
Jensen's Alpha	A statistic that measures the return of a security or a portfolio of securities above or below the risk-adjusted return of its benchmark
Information Ratio	A statistic that measures the excess returns of a portfolio or a security from its benchmark for every unit of volatility in those excess returns
P/E Ratio	The price-to-earnings (P/E) ratio is a fundamental measure used to determine if an investment is valued appropriately. Each holding's P/E is the latest closing price divided by the latest fiscal year's earnings per share. Negative P/E ratios are excluded from this calculation.



Disclaimer

Artal Capital Company is a licensed capital market institution by the Capital Market Authority.

Artal Capital Company does not guarantee the performance of any investment.

The value of an investment in the Fund is variable and may increase or decrease. The performance of the Fund or the benchmark does not reflect and could not be considered as a guide for future performance. There is no guarantee to the unit holders that the Fund's absolute performance or its performance relative to the Benchmark will be repeated or similar to the previous performance. The prices or value or income of the units of the Fund may decrease and the investor may get back less than the amount invested. The income of the Fund from investment in securities may fluctuate and a part of the capital invested may be used to pay that income. Artal Capital Company is not obliged to accept the redemption request of the units at the value of the offering. The value of the units and their revenues are subject to fluctuations. The investment may not be suitable for all recipients; Artal Capital Company recommends that if they have any doubts, they should seek advice from their investment adviser.

Fees and charges apply as per the Terms and Conditions ("T&C"); please refer to the T&Cs for more details on the risks involved while investing in the Fund.

To obtain a copy of the T&Cs, information memorandum (if any), fund statements to unitholders, and financial Reports, please visit our website www.artalcapital.com, or call 011 262 6266.

Artal Capital Company may invest in the Fund and has or may have a position or holding in the securities concerned or in related securities.



ARTAL
CAPITAL

