


Alinma Emerging Markets Equity Fund

Approved by Alinma Sharia Board

الإنماء للاستثمار
alinma investment



C. R. No. 1010269764 | CMA License No. 09134 - 37

2nd Quarter 2024

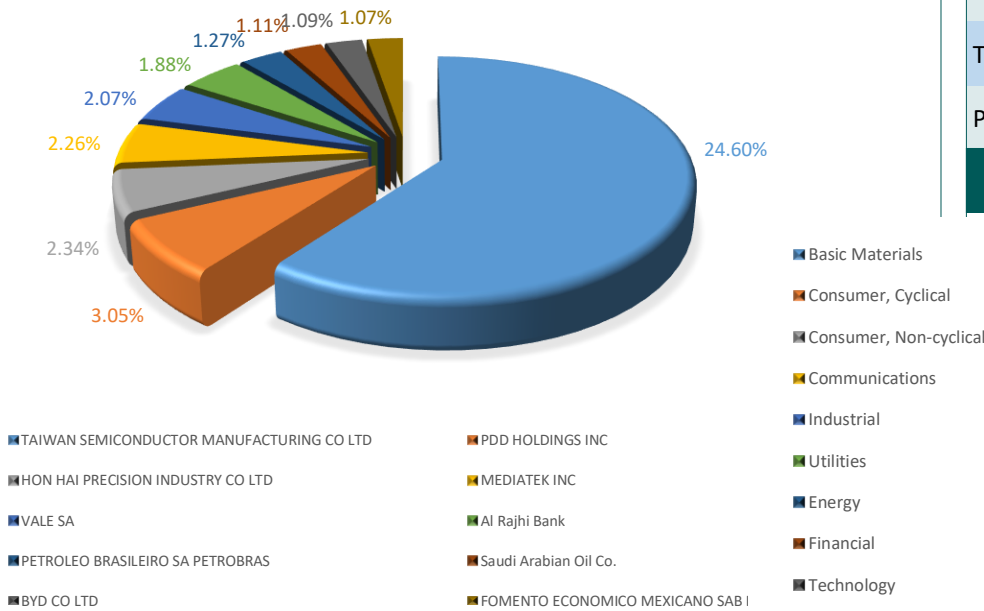
Objective of the Fund

The funds an open-ended passive fund that seeks to attain long-term capital growth through its investments in emerging market stocks. The primary objective of the fund is to mirror the performance of the benchmark through a passive investment strategy.

Fund Information

Fund Start Date	15 October 2023
Unit Price upon Offering	10.00
Size of the Fund	47,764,105.76
Type of Fund	Open-ended Fund
Currency of the Fund	Saudi Riyal
Level of Risk	High
Benchmark	FTSE Alinma Emerging Islamic Customised Index
Number of Distributions	Not Applicable
Percentage of Fees for the management of the invested funds	1.75% per annum
Investment Advisor & Fund sub-manager	Not Applicable
Number of days of the weighted average	Not Applicable
Full Ownership	100%
Usufruct Right	0%

Top Ten Investments



Fund Informaiton as at the end of Second Quarter 2024 (June 2024)

* Total Expense Ratio (TER)	SAR	334,907.75	0.74%
* Borrowing Percentage	SAR	0.00	0.00%
* Dealing Expenses	SAR	0.00	0.00%
* Investment of the Fund Manager	SAR	0.00	0.00%
* Distributed Profits	SAR	0.00	0.00%

Revenue

	3M	YTD	1Y	3Y	5Y
Fund Performance	5.91%	8.79%	0.00%	0.00%	0.00%
Benchmark Performance	7.81%	13.45%	0.00%	0.00%	0.00%
Performance Difference	-1.91%	-4.66%	0.00%	0.00%	0.00%

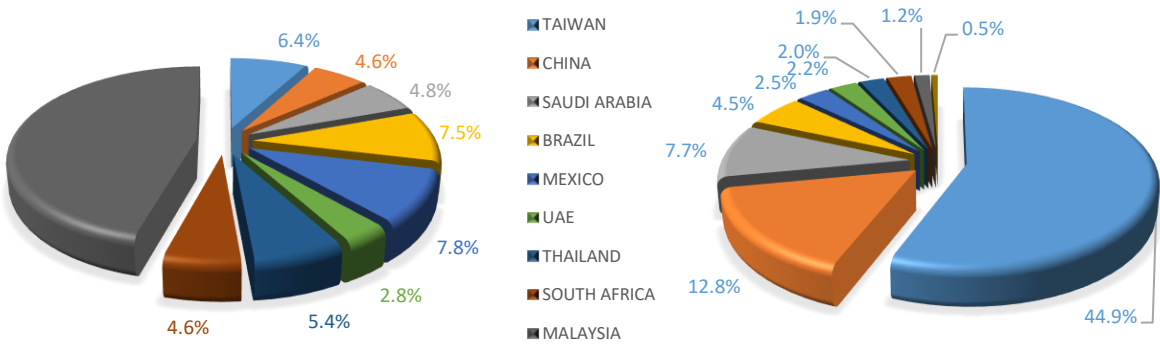
Performance & Risk

	3M	YTD	1Y	3Y	5Y
Standard Deviation	11.22%	9.43%	0.00%	0.00%	0.00%
Sharpe	1.12	0.86	0.00	0.00	0.00
Tracking Error	8.58%	7.64%	0.00%	0.00%	0.00%
Beta	0.70	0.64	0.00	0.00	0.00
Alpha	1.49%	0.60%	0.00%	0.00%	0.00%
Information Index	-0.58	-0.78	0.00	0.00	0.00

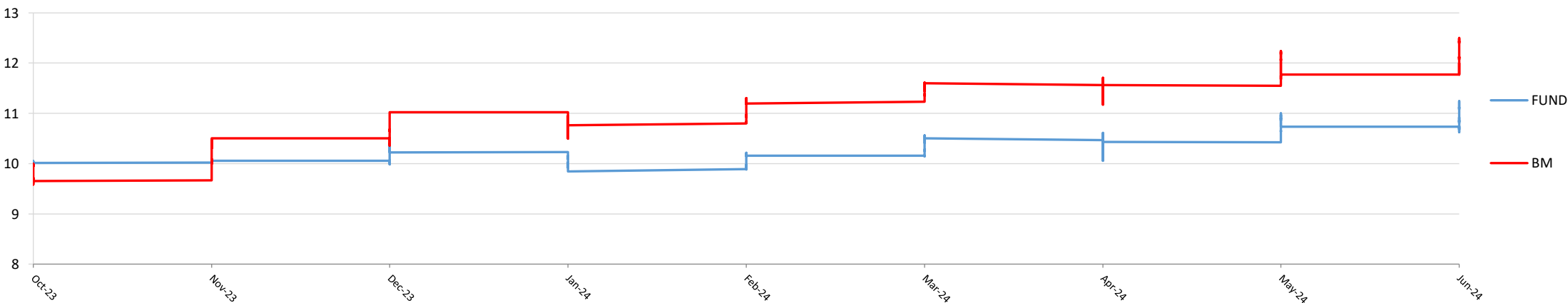
Price Information as at the end of Second Quarter 2024 (June 2024)

Unit Price - at the end of Quarter	11.12
Change in Unit Price	5.91%
Total Units of the Fund	4,261,157.08
Total Net Assets	47,397,197.13
P/E Ratio	Not Applicable

Fund's Asset Distribution (Sector/Geographic)



Fund Performance since beginning



Disclaimer

This material is produced by Alinma Investment Company, a firm authorized and regulated by the Capital Market Authority of Kingdom of Saudi Arabia. Past performance is not a guide to future returns. All the information contained in this document is believed to be reliable but may be inaccurate or incomplete. A full explanation of the characteristics of the investment is given in the prospectus. Any opinions stated are honestly held but are not guaranteed. The outlook expressed in this fact sheet represents the views of the fund manager at the time of preparation and are not necessarily those of the Alinma Investment as a whole. They may be subject to change and should not be interpreted as investment advice. The document is meant for financial promotion and does not provide you with all the facts you need to make an informed decision about investing and hence is not intended to constitute investment advice. The information provided should not be considered as a recommendation or solicitation to purchase, sell or hold these securities. It should also not be assumed that any investment in these securities was or will be, profitable. Alinma Investment accepts no liability for any loss arising from the use of this document or its contents or otherwise arising in connection therewith. Alinma Investment shall have no responsibility or liability whatsoever in respect of any inaccuracy in or omission from this or any other document prepared by Alinma Investment for, or sent by Alinma Investment to any person and any such person shall be responsible for conducting his own investigation and analysis of the information contained or referred to in this document and of evaluating the merits and risks involved in the securities forming the subject matter of this or other such document.

Head Office

P. O. Box 55560

Riyadh 11544

KSA

Tel +966 (11) 218 5999

Fax +966 (11) 218 5970

email info@alinmainvest.com

Website www.alinmainvestment.com