



Derayah Saudi Equity Fund 1st Quarter Report 31 Mar 2026

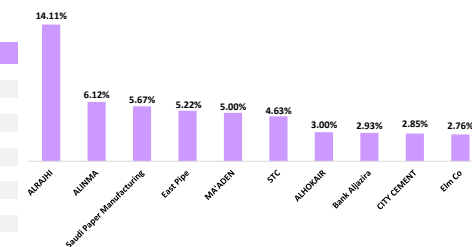
The objective of the fund

The Fund aims to achieve long-term capital growth by investing mainly in companies listed on the Saudi Stock Exchange ("Tadawul"), the Parallel Market ("Nomu"), and rights issues and initial public offerings (IPOs) issued within the Kingdom of Saudi Arabia. All of the Fund's investments must comply with the Shariah Standards approved by the Fund's Shariah Supervisory Committee. The Fund Manager may also invest in money market instruments, money market funds, real estate investment traded funds (REITs), exchange-traded funds (ETFs), and close-ended exchange-traded investment funds. The Fund will not distribute dividends. Instead, all income and realized gains will be reinvested by the Fund.

Fund information as at the end of the quarter (Mar/2026)

Fund start date	24/Oct/2023
Unit Price Upon Offering	10 SAR
Size of the Fund	524,174,520.77 SAR
Type of fund	Open-ended public investment fund
Currency of the Fund	SAR
Level of risk	High Risk
Benchmark	S&P Saudi Arabia Shariah TR Index.
Number of Distributions	Not applicable
Percentage of fees for the management of the invested funds	The fund invests in Derayah Aviation Opportunities Fund and the management fee rate is 0.6% from NAV
The investment advisor and fund sub-manager	N/A
The number of days of the weighted average	Not applicable

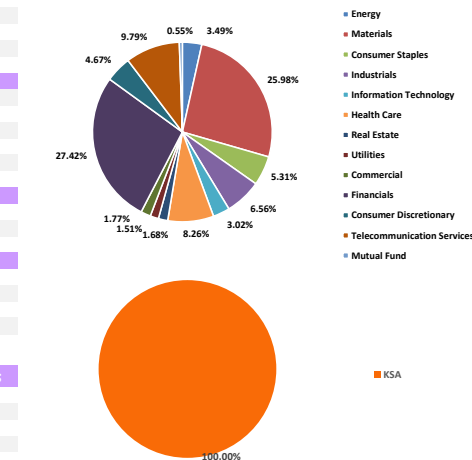
The Top 10 Investments of the Fund



Price information as at the end of the quarter (Mar/2026)

Unit price	12.3990 SAR
Change in unit price (compared to the previous quarter)	0.67%
Total units of the fund	42,204,624.72 unit
Total net assets	523,294,373.42 SAR

The Fund's Asset Distribution (Sector/Geographic)



Fund information as at the end of the quarter (Mar/2026)

	Value	%
Total Expense Ratio (TER)	2,377,677.88	0.45%
Borrowing Rate	Not applicable	Not applicable
Dealing expenses	141,356.37	0.03%
Investment of the fund manager	35,150,027.33	6.72%
Distributed dividend	Not applicable	Not applicable

Details of the fund's ownership investments

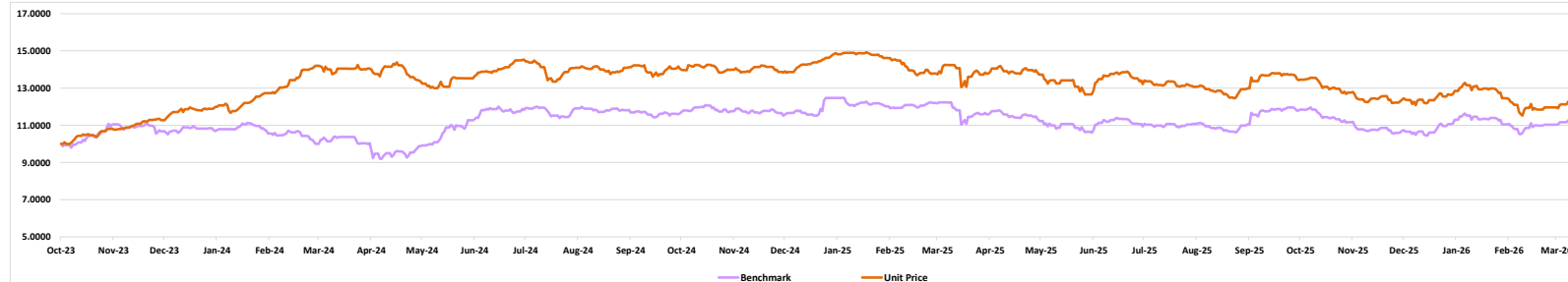
Full Ownership	100%
Usufruct right	0%

Revenue	Fund	Benchmark	Difference
3 months (end of current quarter)	0.67%	6.92%	-6.24%
Year to date (YTD)	0.67%	6.92%	-6.24%
One Year	-12.93%	-5.00%	-7.93%
3 Years	0.00%	0.00%	0.00%
5 Years	0.00%	0.00%	0.00%

Performance and Risks

	3 months	YTD	1 Year	3 Years	5 Years
Standard deviation	17.11%	17.11%	17.32%	-	-
Sharp indicator	-0.12	-0.12	-1.04	-	-
Tracking Error	6.09%	6.09%	5.84%	-	-
Beta	1.03	1.03	1.02	-	-
Alpha	-29.21%	-29.21%	-7.76%	-	-
Information Index	-4.66	-4.66	-1.36	-	-

Performance of the Fund since its beginning



Disclaimer

This document was produced by Derayah Financial Company, a company licensed by the Capital Market Authority of the Kingdom of Saudi Arabia under license number 27-08109. The performance shown in this report is not an indicator or guarantee of future returns. We believe we have made every effort to ensure that the information contained in this document is reliable; however, it may not be accurate or may be incomplete. For more information about the Fund, please refer to the Fund's Terms and Conditions and the related documents. The opinions expressed herein are not guaranteed and should not be construed as investment advice. This document does not provide all the facts necessary to make an investment decision. The information presented should not be considered a recommendation or an invitation to buy or sell any securities, nor should it be assumed that any investment in such securities will be profitable. The reader of this document, or any person to whom it has been sent with or without the permission of Derayah Financial Company, shall bear any losses resulting from the use of this document or its contents. This document may not be distributed in any manner to any party without obtaining the prior approval of Derayah Financial Company.

Formulas utilized for assessing performance and risk measures

Standard Deviation = Square root of the variance of portfolio returns
 Sharpe Ratio = (Portfolio return - Risk-free rate) / Standard deviation of portfolio returns
 Tracking Error = StDev of the difference between portfolio returns and benchmark returns * Square root of the number of periods in a year
 Beta = Covariance between portfolio returns and benchmark returns / Variance of benchmark returns
 Alpha = Portfolio return - [Risk-free rate + (Beta * (Benchmark return - Risk-free rate))]
 Information Ratio = (Portfolio return - Benchmark return) / Tracking Error

Contact information

Free Number: 920024433
 Outside KSA: 966112998000
 Fax: 966114192618

Derayah Financial Company

Al Takhassousi Street, Prestige Center, 3rd Floor, PO Box 286546, Riyadh 12331, Saudi Arabia
 Website: www.derayah.com
 support: support@derayah.com