



Derayah Freestyle Saudi Equity Fund

1st Quarter Report 31 Mar 2026

The objective of the fund

The Saudi market freestyle fund is an open-ended fund that invests in Saudi stocks. The investment goal is long-term capital gain by investing in Tadawul, NOMU, Right Issues, and Initial Public Offerings (IPO) in Saudi Arabia. Moreover, the fund has the ability to invest in the global markets.

Fund information as at the end of the quarter (Mar/2026)

| | |
|---|------------------------------------|
| Fund start date | 23/Feb/2016 |
| Unit Price Upon Offering | 10 SAR |
| Size of the Fund | 1,569,617,531.68 SAR |
| Type of fund | Open-ended public investment fund |
| Currency of the Fund | SAR |
| Level of risk | High Risk |
| Benchmark | S&P Saudi Arabia Shariah TR Index. |
| Number of Distributions | Not applicable |
| Percentage of fees for the management of the invested funds | N/A |
| The investment advisor and fund sub-manager | N/A |
| The number of days of the weighted average | Not applicable |

Price information as at the end of the quarter (Mar/2026)

| | |
|---|----------------------|
| Unit price | 36.6006 SAR |
| Change in unit price (compared to the previous quarter) | -0.89% |
| Total units of the fund | 42,819,594.08 unit |
| Total net assets | 1,567,223,516.74 SAR |

Fund information as at the end of the quarter (Mar/2026)

| | Value | % |
|--------------------------------|----------------|----------------|
| Total Expense Ratio (TER) | 7,109,588.02 | 0.44% |
| Dealing expenses | 477,529.54 | 0.03% |
| Investment of the fund manager | - | 0.00% |
| Distributed dividend | Not applicable | Not applicable |

Details of the fund's ownership investments

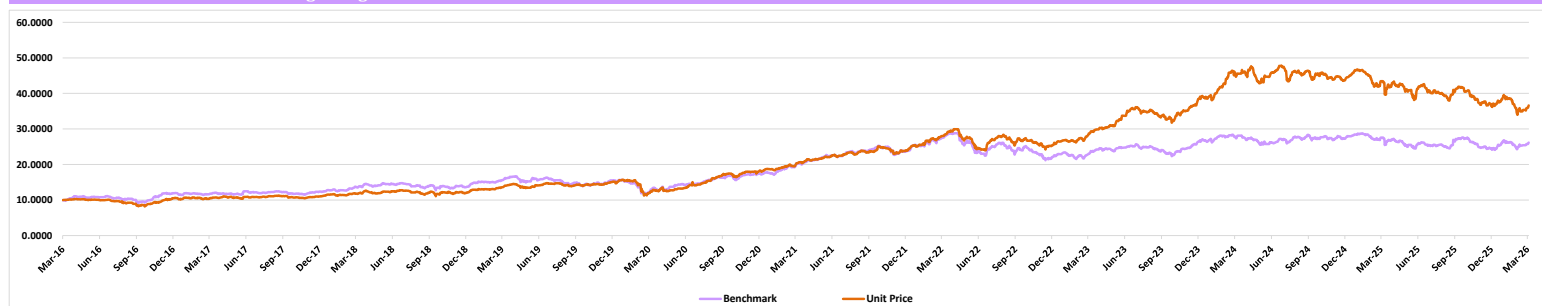
| | |
|----------------|------|
| Full Ownership | 100% |
| Usufruct right | 0% |

| | Fund | Benchmark | Difference |
|-----------------------------------|---------|-----------|------------|
| 3 months (end of current quarter) | -0.89% | 6.92% | -7.80% |
| Year to date (YTD) | -0.89% | 6.92% | -7.80% |
| One Year | -15.73% | -5.00% | -10.73% |
| 3 Years | 27.29% | 13.33% | 13.96% |
| 5 Years | 80.12% | 28.87% | 51.24% |

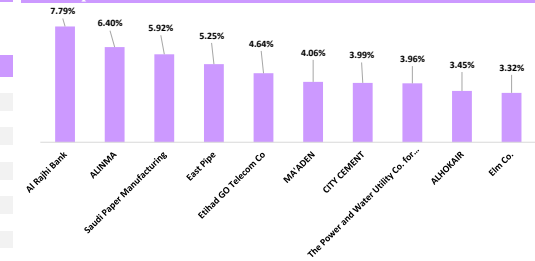
Performance and Risks

| | 3 months | YTD | 1 Year | 3 Years | 5 Years |
|--------------------|----------|---------|---------|---------|---------|
| Standard deviation | 17.494% | 17.494% | 17.97% | 14.682% | 13.987% |
| Sharp indicator | -0.48 | -0.48 | -1.17 | 0.18 | 0.58 |
| Tracking Error | 7.17% | 7.17% | 8.05% | 8.24% | 8.24% |
| Beta | 1.03 | 1.03 | 1.00 | 0.94 | 0.83 |
| Alpha | -35.45% | -35.45% | -10.75% | 4.03% | 7.41% |
| Information Index | -4.84 | -4.84 | -1.34 | 0.50 | 0.88 |

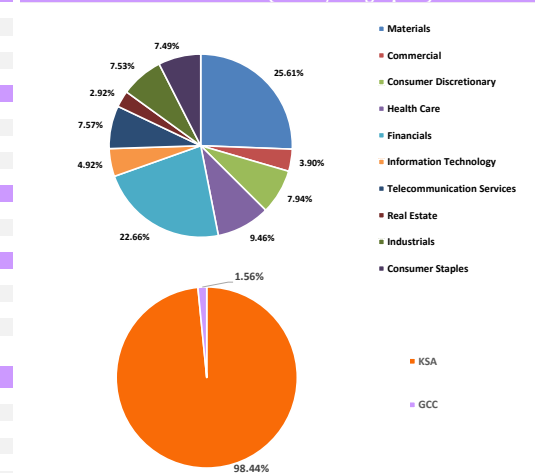
Performance of the Fund since its beginning



The Top 10 Investments of the Fund



The Fund's Asset Distribution (Sector/Geographic)



Disclaimer

This document was produced by Derayah Financial Company, a company licensed by the Capital Market Authority of the Kingdom of Saudi Arabia under license number 27-08109. The performance shown in this report is not an indicator or guarantee of future returns. We believe we have made every effort to ensure that the information contained in this document is reliable; however, it may not be accurate or may be incomplete. For more information about the Fund, please refer to the Fund's Terms and Conditions and the related documents. The opinions expressed herein are not guaranteed and should not be construed as investment advice. This document does not provide all the facts necessary to make an investment decision. The information presented should not be considered a recommendation or an invitation to buy or sell any securities, nor should it be assumed that any investment in such securities will be profitable. The reader of this document, or any person to whom it has been sent with or without the permission of Derayah Financial Company, shall bear any losses resulting from the use of this document or its contents. This document may not be distributed in any manner to any party without obtaining the prior approval of Derayah Financial Company.

Formulas utilized for assessing performance and risk measures

Standard Deviation = Square root of the variance of portfolio returns
 Sharpe Ratio = (Portfolio return - Risk-free rate) / Standard deviation of portfolio returns
 Tracking Error = StDev of the difference between portfolio returns and benchmark returns / Square root of the number of periods in a year
 Beta = Covariance between portfolio returns and benchmark returns / Variance of benchmark returns
 Alpha = Portfolio return - [Risk-free rate + (Beta x (Benchmark return - Risk-free rate))]
 Information Ratio = (Portfolio return - Benchmark return) / Tracking Error

Contact information

Free Number: 920024433
 Outside KSA: 96611298000
 Fax: 966114192618

Derayah Financial Company

Al Takhassousi Street, Prestige Center, 3rd Floor, PO Box 286546, Riyadh 12331, Saudi Arabia
 Website: www.derayah.com
 support: support@derayah.com