

# Nafaqah Waqf Fund

## Quarterly Statement Q1 2026

## Contents

Investment Objective and Policies .....	3
Investment Fund Information .....	3
Fund Expenses .....	5
Fund Performance.....	6
Disclaimer.....	7

## Investment Objective and Policies

Nafaqah Waqf Fund is a Shariah-compliant, multi-asset investment fund that is supervised by the General Authority for Awqaf and Capital Market Authority. The Fund aims to preserve and grow the fund's capital to support the basic needs of families facing a loss of income due to litigation or instability

The below summarizes the investment policy.

The Fund aims to invest its assets in any of the following:

- A. Investing in money market deposits and money market funds with banks licensed by the Saudi Arabian Monetary Agency and money market funds licensed by the Capital Market Authority.
- B. Sukuk issued by governmental or semi-governmental agencies or companies, sukuk investment fund units licensed by the Capital Market Authority or from relevant regulatory authorities locally and internationally, classified and unrated, and exchange-traded funds that invest in sukuk.
- C. Shares, including global and local, directly or through the appointment of sub-managers, or through investment funds licensed by the Capital Market Authority or from relevant regulatory bodies locally and globally, initial subscriptions, priority rights, and exchange-traded funds that invest in stocks. The investment in local shares shall be in the main and parallel Saudi stock market.
- D. Alternative investments include investment through Trade Finance Funds and leasing funds.
- E. Private equity funds (locally or internationally).
- F. Real estate includes real estate investment traded funds (REITs) or income-generating real estate funds locally and internationally

## Investment Fund Information

### Contact information:

Jadwa Investment

A Saudi Closed Joint Stock Company (registration no. 1010228782, Licensed by Capital Market Authority under license number 37-6034

Head Office: P.O. Box 60677, Riyadh 11555, Saudi Arabia. Phone +966 11 279-1111 Fax +966 11 279-1571

Website: [www.jadwa.com](http://www.jadwa.com) Email: [info@jadwa.com](mailto:info@jadwa.com)

### check

	Fund Information
Inception Date	January 20 <sup>th</sup> 2021
Currency	SAR
Unit price upon offering	10 SAR
Size of the fund (SAR)	95,561,178.85
Fund type	Multi-asset Waqf Fund (open ended)
Risk level	High

### Benchmark:

Weighted Average Benchmark based on the Strategic Asset Allocation.

- A. **Money Market:** SAIBOR 3M
- B. **Sukuk:** Jadwa IdealRatings Global Sukuk Index
- C. **Local Equities:** S&P Saudi Shariah Domestic Index (TR)
- D. **Global Equities:** MSCI World Islamic M-Series Index
- E. **Alternatives:** SAIBOR 3M + 2%
- F. **Private Equity:** SAIBOR 3M + 5%
- G. **Real Estate:** SAIBOR 3M + 3%

\*The benchmark is designed to reflect the fund's diversified and Shariah-compliant allocation. This structure ensures fair, transparent, and consistent performance measurement across all asset classes.

**Distribution of Income and Gain Policy:**

The fund will distribute annual cash returns of 50% of the net profits for the benefit of Nafaqah fund (the beneficiary), and the fund's board of directors will determine the percentage of distributions and the mechanism of disbursement by transferring money to the beneficiary and disposing of it as it deems appropriate. The fund's board of directors has the right to reinvest part of the dividend for the growth of the Waqf asset. The fund's board of directors also has the right to reconsider the specified percentage of distributions if the cash dividends are in excess of the beneficiary's need, in a manner that does not conflict with the licensing instructions for Waqf investment funds, the investment funds regulations, and the relevant regulations and regulations in the Kingdom of Saudi Arabia.

**Investment in Other Funds: check**

Fund Name	% of AUM	Management fees
Jadwa Saudi Equity Fund - Class A	30.10%	N/A
Jadwa Global Sukuk Fund - Class A	18.57%	N/A
Aljazira Sukuk Fund	16.49%	0.60%
ARTAL MURABAHA FUND (CLASS A)	7.72%	0.60%
Jadwa Saudi Equity Fund II - Class B	6.92%	N/A
Jadwa Saudi Riyal Murabaha Fund - Class C	5.84%	N/A
Jadwa Multi-Manager International Absolute Return Fund 3 - Class A	1.68%	0.50%
Cash	1.67%	0.60%
Jadwa Multi-Manager International Real Assets Fund 2 - Class A	1.61%	0.50%
Jadwa Multi-Manager International Absolute Return Fund 2 - Class A	1.58%	0.50%
Jadwa Multi-Manager International Real Assets Fund - Class A	1.56%	0.50%
Jadwa Multi-Manager International Absolute Return Fund - Class A	1.47%	0.50%
Jadwa Multi-Manager International Private Equity Fund - Class A	1.26%	0.50%
Jadwa Multi-Manager International Real Assets Fund 3 - Class A	1.26%	0.50%
Jadwa Multi-Manager International Private Equity Fund 3- Class A	0.82%	0.50%
Jadwa Multi-Manager International Absolute Return Fund 4 - Class A	0.80%	0.50%
Jadwa Multi-Manager International Private Equity Fund 2- Class A	0.43%	0.50%
Jadwa Multi-Manager International Private Equity Fund 4 - Class A	0.20%	0.50%

**Sub Fund Manager or Investment Advisor:**

The fund has no sub fund manager or investment advisor.

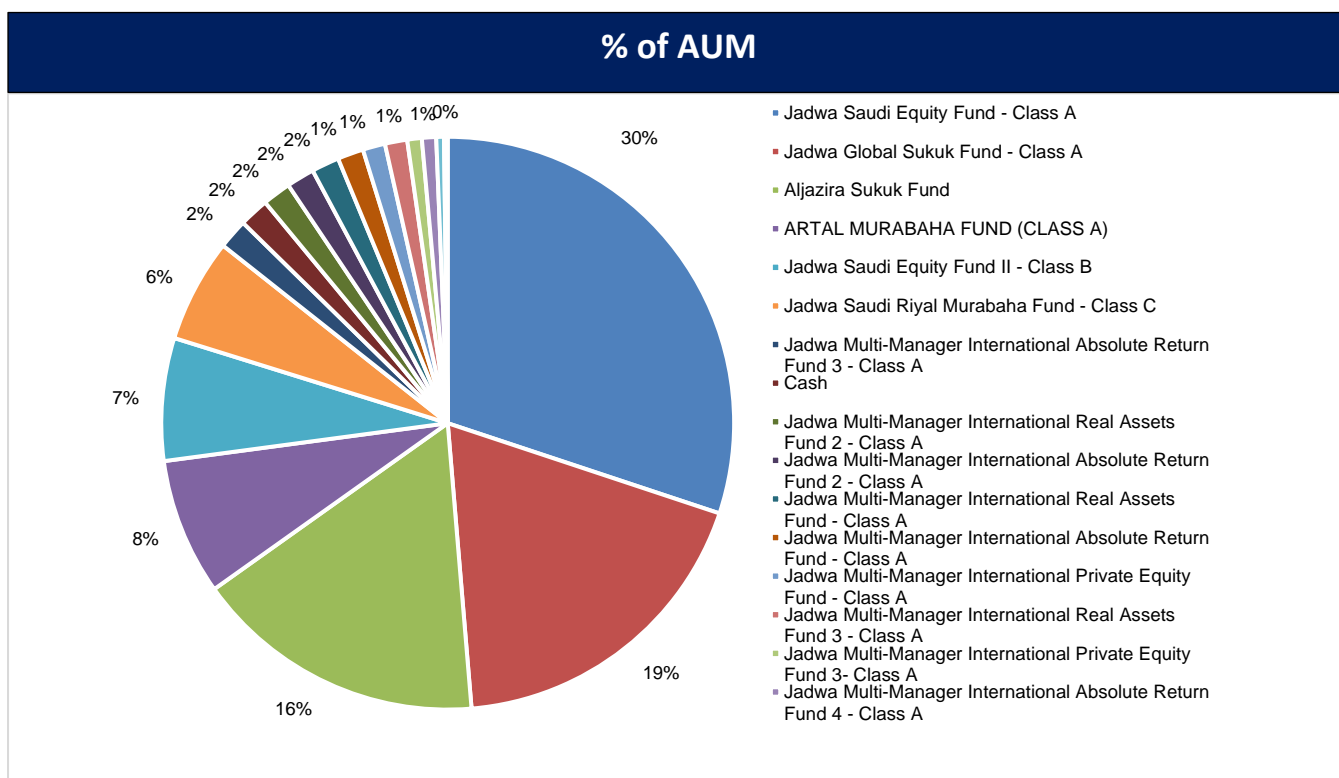
**Fund statistics (weighted average):**

N/A

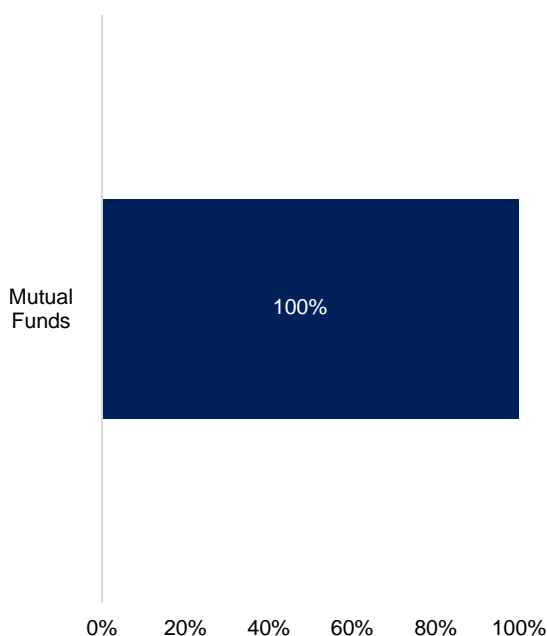
**Price information as of 31 March 2026 check**

	Fund Price information
Unit price:	13.7879 SAR
Quarterly return:	2.23%
Dual unit price:	N/A
Total units of the fund:	6,930,782.44 units
Total net assets:	95,561,178.85 SAR
P/E ratio	N/A

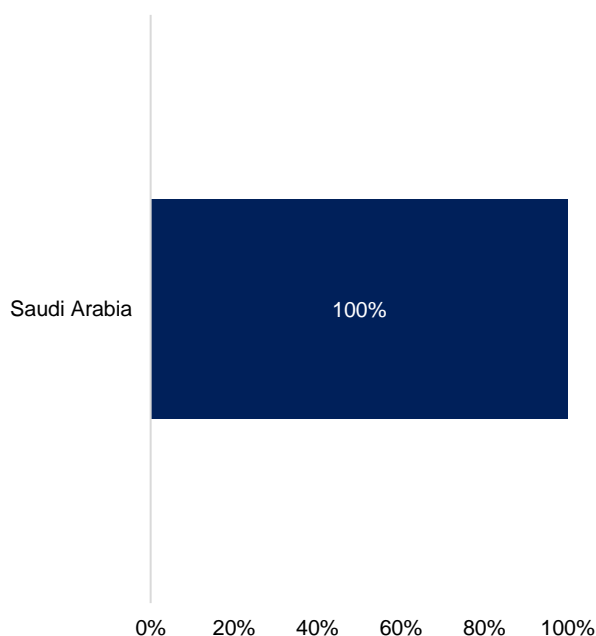
## Fund Holdings check



### Sector allocation



### Geographical allocation



## Fund Expenses

Fund information as of 31 March 2026

	Unit Class	
	Value (SAR)	%
<b>Total expense ratio (TER)</b>	64,193.50	0.28%
<b>Borrowing percentage</b>	n/a	
<b>Dealing expenses</b>	-	-
<b>Investment of the fund manager</b>	-	-
<b>Distributed profits</b>	n/a	

#### Fund ownership:

Ownership	%
Full Ownership	100%
Usufruct right	0%

## Fund Performance

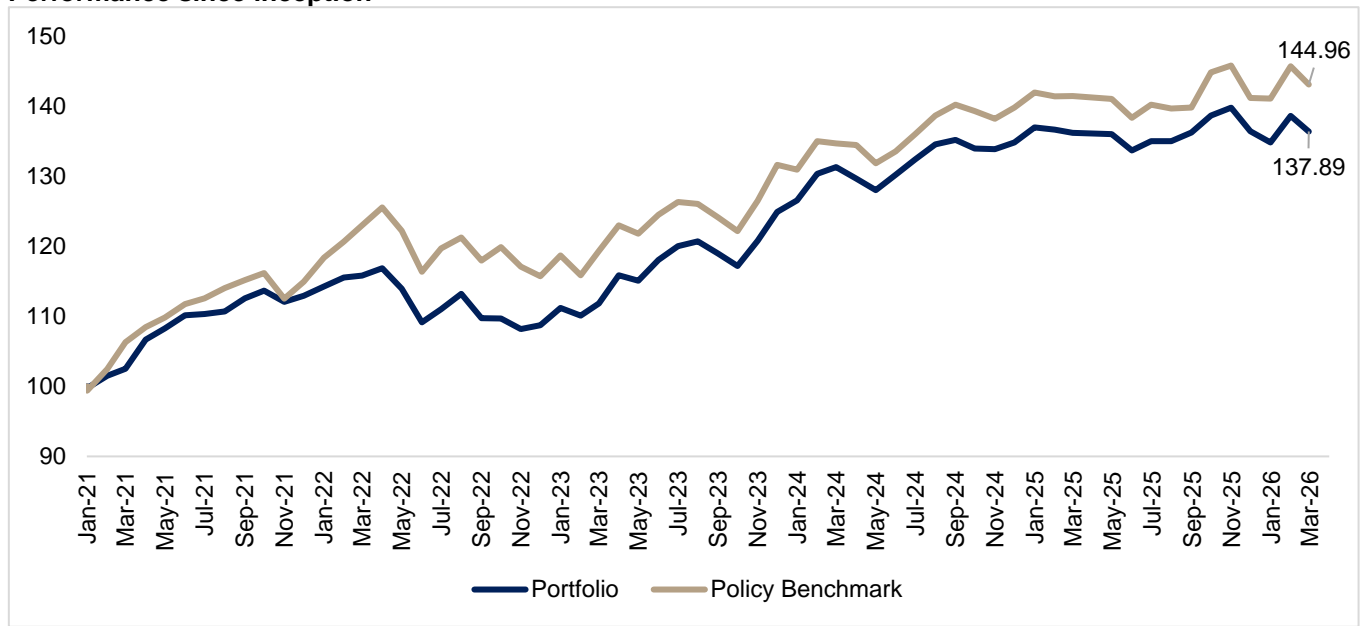
#### Performance summary check and fill variance

Fund	3-months	Year to date	1-year	3-years	5-years
Fund	2.23%	2.23%	1.20%	23.24%	-
Benchmark	2.73%	2.73%	2.44%	21.47%	-
Variance	-0.51%	-0.51%	-1.24%	1.78%	-

#### Risk metrics - update

Fund	3-months	Year to date	1-year	3-years	5-years
Standard deviation	7.69%	7.69%	5.40%	5.51%	-
Tracking error	1.19%	1.19%	2.65%	2.33%	-
Beta	0.87	0.87	0.73	0.83	-
Alpha	-0.57%	-0.57%	-0.59%	1.62%	-
Information ratio	-1.84	-1.84	-0.47	0.22	-
Sharpe ratio	0.72	0.72	-0.53	0.45	-

**Performance since inception**



## Disclaimer

Jadwa Investment or its directors, staff, or affiliates makes no warranty, representation or undertaking whether expressed or implied, nor does it assume any legal liability, whether direct or indirect, or responsibility for the accuracy, completeness, or usefulness of any information that is contained in this material. It is not the intention of this material to be used or deemed as an advice, option or for any action that may take place in future. Unless otherwise stated, all information contained in this material shall not be reproduced, in whole or in part, without the specific written permission of Jadwa Investment. The content of this document is for information purposes only. Jadwa Investment does not hold itself out as providing legal, financial or other advice via this document. Investments in Jadwa's products are governed by their Terms and Conditions. Some products are exposed to foreign currencies and changes in currency exchange rates may have an adverse effect on the value and price. The product's value is subject to fluctuations and the investor may not receive the full amount that is originally invested. The information provided in this document may be changed at any time without prior notice. Past performance is not indicative of future returns. Jadwa Investment is authorized and regulated by the Capital Market Authority of Saudi Arabia

## Material changes

There have been no material changes for the fund during the quarter.

## Definitions (risk metrics)

Metric	Description
<b>Standard deviation</b>	Standard deviation quantifies the dispersion of returns relative to their mean.
<b>Tracking error</b>	Tracking error is the divergence between the price behavior of a position or a fund and the price behavior of a benchmark.
<b>Alpha</b>	Measures the fund's value added relative to a benchmark.
<b>Beta</b>	Beta is a measure of a portfolio's volatility in relation to a benchmark.
<b>Information ratio</b>	A risk-adjusted measure that compares the performance of a fund relative to a benchmark compared to the volatility of those returns.
<b>Sharpe</b>	A risk-adjusted ratio that measures excess return over a risk-free rate relative to the volatility of a given security or fund.