

NAV: USD 8.1718 per unit QTD: 0.67% YTD: -2.47%

Audi Income Fund

AUDI Income Fund

An open-ended investment fund

The Fund's Objective

Shariah compliant fund that aims to distribute income to its unit holders on a quarterly basis through investing in local, regional and international sukuk.

Fund Information

Fund Launch Date : April 11, 2019

Issue Price: 10

Fund Size: 1,351,246

Type of Fund: Open-ended investment fund

Base Currency: US Dollar

Level of Risk: Medium

Benchmark:

70% S&P MENA Sukuk Index

30% 1 Month SIBOR

Valuation Days: Daily (Sunday to Thursday)

Management Fees: 0.75%

Ownership Investments Details

Full Ownership: 100%

Usufruct Right: 0%

Price Information (3rd Quarter 2024)

Unit Price: 8.1718

Change in unit Price: 0.67%

Total Units: 162,572.74

Net Asset: \$1,328,520

Average Weighted Rating: BBB+

Historical Dividend Payout Ratio

	Q1	Q2	Q3	Q4	FY
2019	NA	NA	0.41%	1.33%	1.74%
2020	0.97%	1.78%	1.08%	1.30%	5.13%
2021	1.33%	0.97%	1.18%	1.03%	4.51%
2022	1.30%	0.94%	1.41%	1.09%	4.74%
2023	1.38%	1.89%	1.48%	1.03%	5.78%
2024	1.43%	0.97%	0.92%		

*Dividend payout ratio calculated as a percentage of quarterly NAV

Custodian & Administrator:

HSBC Saudi Arabia

Contacts:

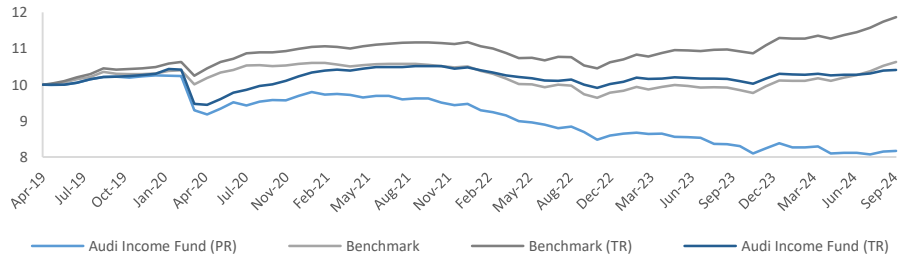
Asset Management

Phone: 966-11-2199300

Email: AssetManagement@audicapital.com

Website: www.audicapital.com

Cumulative Performance Since Launch



Price Revenue %	3M	YTD	1Y	3Y	5Y	Since Inception
AUDI Income Fund	0.67	-2.47	-1.54	-15.08	-20.05	-18.28
Benchmark	3.56	5.10	7.98	0.79	3.24	6.35
Active Performance	-2.89	-7.57	-9.52	-15.88	-23.29	-24.63

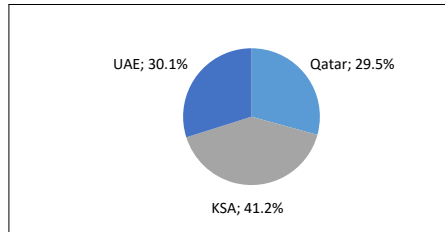
Total Revenue %	3M	YTD	1Y	3Y	5Y	Since Inception
AUDI Income Fund	1.33	1.04	3.07	-0.96	1.89	4.14
Benchmark	3.56	5.10	8.65	6.26	13.88	18.67
Active Performance	-2.24	-4.06	-5.58	-7.22	-11.99	-14.53

Performance & Risk	3M	YTD	1Y	3Y	5Y
Standard Deviation	3.71%	3.14%	3.48%	3.05%	3.31%
Sharpe Ratio	-3.70	-3.73	-2.98	-3.03	-2.00
Tracking Error	3.73%	3.09%	3.37%	3.01%	3.14%
Beta	0.47	0.57	0.62	0.53	0.67
Alpha	-1.14%	-0.92%	-0.70%	-0.41%	-0.37%
Information Index	-3.06	-2.86	-2.36	-1.59	-1.39

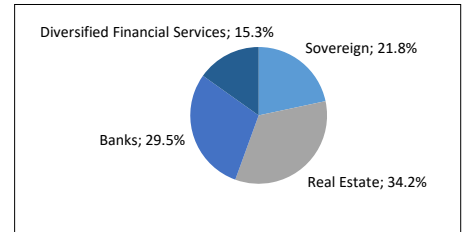
Fund information (3rd Quarter 2024)

	Value	%
Total Expense Ratio (TER)	22,727.10	1.40%
Borrowing Percentage	-	-
Dealing Expenses	32	0.00%
Investment of the Fund Manager	531,169.69	39.98%
Distributed Profits	14,956.70	0.92%

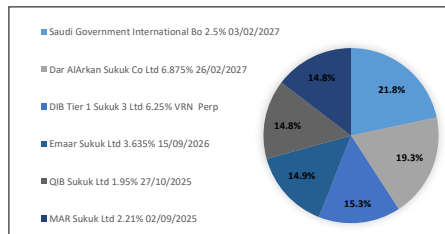
Country Allocation



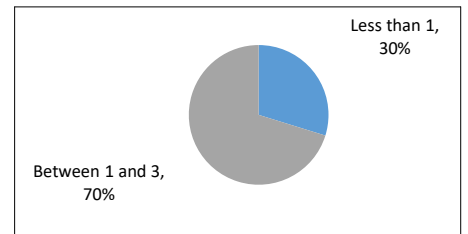
Industry Allocation



Top 10 Investment



Duration



Audi Capital - KSA

Centria Building • Prince Mohammad bin Abdulaziz Road (Tahlia) • P.O.Box 250744 • Riyadh 11391 • Saudi Arabia

Phone: +966 1 2199300 • Fax: +966 1 4627942 • Email: contactus@audicapital.com • www.audicapital.com

All the information contained in this document is believed to be reliable but may be inaccurate or incomplete. Past performance is not a guide to future returns. A full explanation of the characteristics of the investment is given in the prospectus. Any opinions stated are honestly held but are not guaranteed. The document is meant for financial promotion and does not provide you with all the facts you need to make an informed decision about investing and hence is not intended to constitute investment advice. The information provided should not be considered as a recommendation or solicitation to purchase, sell or hold these securities. Audi Capital shall have no responsibility or liability whatsoever in respect of any inaccuracy in or omission from this or any other document prepared by Audi Capital for, or sent by Audi Capital to any person and any such person shall be responsible for conducting his own investigation and analysis of the information contained or referred to in this document and of evaluating the merits and risks involved in the securities forming the subject matter of this or other such document.

Audi Capital

Regulated by CMA - License no. 06017-37