

SNB Capital Corporate Sukuk Fund - Class A

Fact Sheet | Ending March 31, 2022



FUND OBJECTIVES

The fund aims to achieve long-term capital growth by investing mainly in corporate sukuk within Local and GCC markets in accordance with the Fund's Shariah standards.

FUND FACTS

Start date	20-Oct-20
Unit Price Upon Offering	10
Fund Assets	35,635,946.71
Fund Type	Open Ended
Currency	USD
Risk Level	Medium-Risk
Benchmark	60% S&P GCC Sukuk index + 40% LIBOR 1 Month
Number of Distributions	0
Percentage of Fees for the Management Funds Invested in	0
Sub Manager	NA
Weighted Average Maturity	3488.71

MULTIPLE STATISTICS

Price at The End of The Quarter	10.05
Change in Unit Price Compared to Last Quarter	-0.02
Dual Unit Price	NA
Total Units	3,544,461
Total Net Assets	35,636,015.75
P/E Ratio	NA
Total Expense Ratio	0.26%
Borrowing Ratio	0
Dealing Expenses	-
Fund Manager Investments in the Fund	0.00%
Profit Distribution Amount	0.00%
Fund Ownership	100%
Usufruct Right	0.00

INFORMATION

www.ncbc.com

alahiltadawul@alahilcapital.com

92 0000 232

Disclaimers:

1. In preparing the information contained herein, SNB Capital has: (i) used information obtained from 3rd party service providers and public sources; (ii) assumed and relied upon, without independent verification, the accuracy and completeness of the information supplied or otherwise made available to it for the purposes of this making document; (iii) assumed that any financial projections and other financial data relating to this document has been reasonably and properly prepared on the basis of reflecting the best currently available estimates and judgments of the future financial performance of the securities contained herein as at the date of this presentation; (iv) not conducted any independent valuation or appraisal of the assets or liabilities of the securities contained herein; and (v) not been provided with any such valuation or appraisal. Neither NCB Capital, its affiliates nor any of their respective directors, officers, employees or agents ("NCB Group") give any representation or warranty, express or implied, as to: (i) the achievement or reasonableness of future projections, management targets, estimates, prospects or returns contained in this documentation, if any; or (ii) the accuracy or completeness of any information contained in this documentation, any oral information provided in connection therewith or any data that either generates. Furthermore, and without prejudice to liability for fraud, no member of NCB Group accepts or will accept any liability, responsibility or obligation (whether in contract, tort or otherwise) in relation to these matters.

2. SNB Capital Company, is a Saudi closed Joint Stock Company I Paid-up Capital SAR 1,000,000,000 I VAT Number [300003878300003] I C.R. 1010231474 I Under the supervision and control of the Capital Market Authority under license number [37-06040] I SNB Building, Tower B King Saud Road I P.O. BOX 22216 I Riyadh 11495 I Kingdom of Saudi Arabia. Past performance is not necessarily a guide to future performance. The value of the investment in the fund is variable and may increase or decrease. The security may be subject to sudden and large falls in value which could cause a loss equal to the amount invested; and the investor's loss may not be limited to the amount originally invested or deposited, but may have to pay more. Income from the security may fluctuate; and part of the capital invested may be used to pay that income. The prices, values or income may fall. Investors may receive less than what he/she invested. It may be difficult for the investor to sell or realise the security; and to obtain reliable information about its value or the extent of the risks to which it is exposed. Changes in currency rates may have an adverse effect on the value, price or income of the security. Service and performance fees/charges apply. This product may not be suitable for all recipients of this report. In case of any doubts, you should seek advice from your investment advisor. NCB Capital may have a position or holding in the securities concerned or in related securities and/or may have provided within the previous 12 months signification advice or security business services to the issuer of the securities concerned or of a related security. More information about the fund is available in the Terms and Conditions applicable to that fund and should be read carefully before investing. While reading the fund's Terms and Conditions, please refer to the principal risks of investing in the Fund. You can obtain a copy of the Terms and Conditions by visiting www.ncbc.com. A copy of the fund's Financial Statement once issued can be obtained upon request made to the fund manager or by visiting www.tadawul.com.sa

*The top 10 holdings and the allocations are shown as of the beginning of the quarter.

** The management fee is subject to discounts based on the fund manager's discretion. For more information about the management fee, please refer to the fund's financial statement.

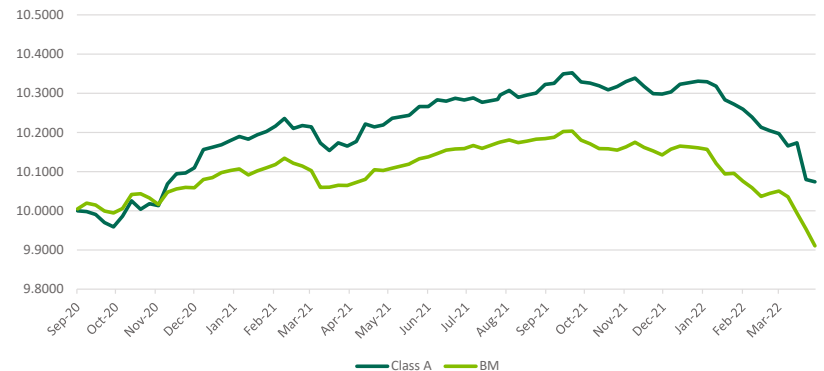
PERFORMANCE

not annualized if less than one year

Short Term		1 Month	3 Months	6 Months	9 Months
Fund		-1.28%	-2.49%	-2.47%	-2.03%
Benchmark		-1.33%	-2.46%	-2.65%	-2.44%
Variance		0.05%	-0.03%	0.18%	0.41%
Calendar Returns	YTD	2021	2020	2019	Since Inception
Fund	-2.49%	1.49%	NA	NA	0.74%
Benchmark	-2.46%	0.57%	NA	NA	-0.89%
Variance	-0.03%	0.92%	NA	NA	1.63%
Annualized Return			1 Year	3 Years	5 Years
Fund			-0.90%	NA	NA
Benchmark			-1.53%	NA	NA
Variance			0.63%	NA	NA

Manager Performance

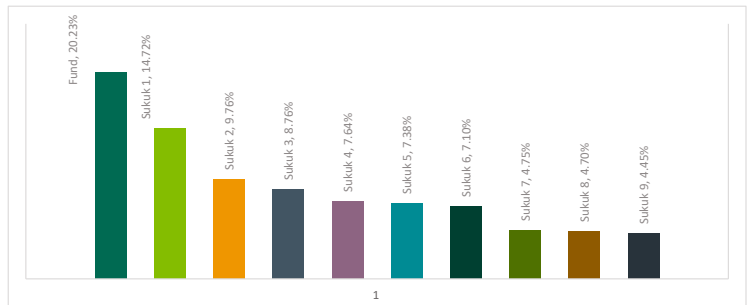
October 2020 - March 2022 (Single Computation)



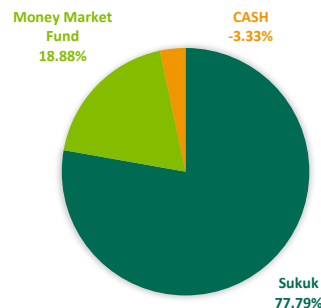
STATISTICAL ANALYSIS

Versus Benchmark	3 Months	YTD	1 Year	3 Years	5 Years
Alpha	-0.12%	-0.09%	0.01%	NA	NA
Beta	0.41	0.41	0.79	NA	NA
Information Ratio	(0.01)	(0.01)	0.56	NA	NA
Tracking Error	1.86%	1.86%	1.13%	NA	NA
Standard Deviation	1.78%	1.78%	1.40%	NA	NA
Sharpe Ratio	-5.62	-5.46	-0.76	NA	NA

Breakdown of Top 10 Holdings*



Asset Allocation



Note: Last valuation date of the Fund may be different from the date of this report.