

Fund Objective

The Fund's primary objective is to maximize capital growth by achieving a positive return versus its benchmark while minimizing potential risks through investing in Saudi Joint stock companies that are compliant with Sharia criteria. In addition, the fund manager is allowed to invest a maximum of 30% of the fund's net assets value in the Real estate investment funds and maximum of 30% of the fund's net assets value in companies that are listed in Saudi "Nomu Parallel Market".

Fund Info	Value	%
Total Expense Ratio	54,034.97	0.28%
Leverage Ratio	NA	0.00%
Dealing Fees	182.00	0.00%
Fund Manager Investments	NA	0.00%
Dividends	NA	0.00%
Total Units	4.28 M	
Total Net Asset	19,15 M	
Ownership	Equity	Usufruct Rights
	100%	0%

All the investments are in Saudi Arabia

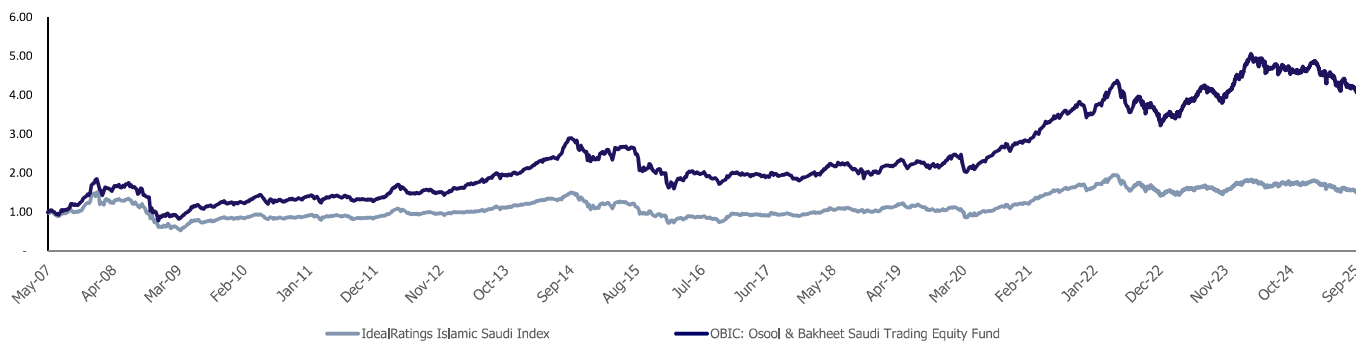
Funds Facts	
Fund size (SAR)	19,15 M
Fund inception date	06/05/2007
Inception Unit Price (SAR)	1.00
Unit Price as the end of the Quarter (SAR)	4.48
Change in Unit price %	347.69%
Change in Unit price(Compared to previous Quarter)	2.15%
Benchmark	IdealRatings Islamic Saudi Index
Currency	SAR
Risk Profile	High
Fund Type	Open Ended

Performance			
	Fund	Benchmark	Alpha
1 Month	7.39%	7.45%	▼ (0.06%)
3 Month	2.15%	3.29%	▼ (1.14%)
YTD	-4.05%	-4.72%	▲ 0.67%
1Year	-4.50%	-6.44%	▲ 1.94%
3 Years	22.29%	4.09%	▲ 18.20%
5 Years	66.81%	44.76%	▲ 22.05%

Fund Statistics					
	STDEV	Sharpe Indicator	Beta	Tracking Error	Information Ratio
1 Month	5.12%	0.34	0.86	1.63%	-0.04
3 Month	6.56%	-0.53	0.89	2.51%	-0.45
YTD	12.67%	-0.76	0.90	4.26%	0.16
1 Year	13.42%	-0.75	0.85	5.51%	0.35
3 Years	20.46%	0.81	0.81	10.06%	1.81
5 Years	27.72%	2.26	0.81	12.87%	1.71

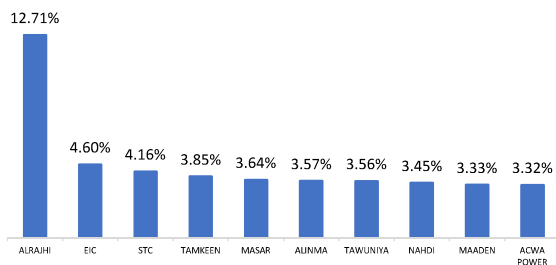
Calculation of the fund's indicators and statistics is shown on page (2)

Fund Performance



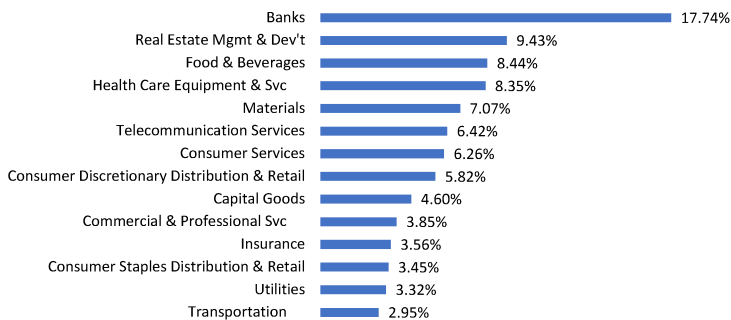
Top 10 Positions

As beginning of the period



Sector Exposure

As beginning of the period



Disclaimer: Osool & Bakheet Investment Company "OBIC" has made the best efforts to ensure that data collected hereby is true and accurate, even though, "OBIC" does not guarantee this information nor indemnify any unintentional error involved. The information mentioned here is not considered an advertisement for Osool & Bakheet products, nor does it offer an advice to buy, sell, or commit any investment actions. Investing in equities or any other investment instruments linked to equities, such as mutual funds, involves high volatility reflecting high degree of risk and therefore we recommend to always consult with a qualified financial advisor before investing in these instruments. In addition, we would like to note that the historical performance for any financial instruments or the benchmark does not reflect and could not be considered as a guide for the future performance, and OBIC does not guarantee that this performance will repeat or be the same in the future. To get the Terms and Conditions and see all the details related to Osool & Bakheet Investment company funds and products

Statement of the formulas used to calculate performance and risk metrics:

Fund Statistics
Standard Deviation
Formula: $\sigma = \sqrt{(\sum (R_i - \bar{R})^2 / (N - 1))}$
σ → Standard deviation
R_i → Return in each period
\bar{R} → Average return
N → Number of periods
Sharpe Ratio
Formula: $\text{Sharpe} = (R_p - R_f) / \sigma_p$
• R_p → Portfolio return
• R_f → Risk-free rate
• σ_p → Standard deviation of portfolio returns
Beta
Formula: $\beta = \text{Cov}(R_p, R_m) / \text{Var}(R_m)$
β → Sensitivity of the fund to market movements
R_p → Portfolio return
R_m → Market return
Cov → Covariance between portfolio and market returns
Var → Variance of market returns
Tracking Error
Formula: $\text{TE} = \sqrt{(\sum (R_p - R_m)^2 / (N - 1))}$
TE → Tracking Error
R_p → Portfolio return
R_m → Market return
N → Number of periods
Information Ratio
Formula: $\text{IR} = (R_p - R_m) / \text{TE}$
IR → Information Ratio
R_p → Portfolio return
R_m → Market return
TE → Tracking Error
Alpha
Formula: $\text{Alpha} = \Delta R_p - \Delta R_m$
Alpha → Excess performance of the fund over the benchmark
ΔR_p → Change in portfolio return
ΔR_m → Change in market return