

Osool & Bakheet Parallel Market Trading Equity Fund

Fact Sheet | Ending of Third quarter, 2022

أصول وبيت
OSOOL & BAKHEET
INVESTMENT | الاستثمار

Fund Objectives

The fund mainly invests in companies that are listed in Saudi "Nomu - Parallel Market". In addition, the fund manager is allowed to invest a maximum of 50% of the fund's net assets value in small and medium cap companies' shares that are listed in main market. Besides, fund can invest in units of listed public funds that are licensed by Saudi Capital Market Authority. In addition to the ability of investing available cash in term deposits in Saudi Riyal in licensed Saudi banks, where all investments to be compatible with Shariah guidelines that approved by the fund's Shariah committee.

Fund Facts

| | |
|----------------------------|--------------------------------------|
| Fund size (SAR) | 23.64 M |
| Fund inception date | 05/04/2017 |
| Inception Unit Price (SAR) | 1 |
| Unit Price (SAR) | 3.81 |
| Change in Unit Price (%) | 281% |
| Benchmark | Parallel Market Capped Index (NomuC) |
| Currency | SAR |
| Risk Profile | High |
| Fund Type | Open Ended |
| Fund Info | Value % |
| Total Expense Ratio | 79,648.78 0.34% |
| Leverage Ratio | 0 0.00% |
| Dealing Fees | 5,261.00 0.02% |
| Fund Manager Investments | 3.56 M 15.07% |
| Dividends | 0 0.00% |
| Total Units | 6.20 M |
| Total Net Asset | 23.64 M |
| Ownership | % |
| Equity | 100.0% |
| Usufruct Right | 0.0% |

Contact Information:

Tel:+966 11 419 1797

Fax:+966 11 419 1899

P.O.Box 63762

Saudi Arabia - Riyadh 11526

www.obic.com.sa

Disclaimer: Osool & Bakheet Investment Company "OBIC" has made the best efforts to ensure that data collected hereby is true and accurate, even though, "OBIC" does not guarantee this information nor indemnify any unintentional error involved. The information mentioned here is not considered an advertisement for Osool & Bakheet products, nor does it offer an advice to buy, sell, or commit any investment actions. Investing in equities or any other investment instruments linked to equities, such as mutual funds, involves high volatility reflecting high degree of risk and therefore we recommend to always consult with a qualified financial advisor before investing in these instruments. In addition, we would like to note that the historical performance for any financial instruments or the benchmark does not reflect and could not be considered as a guide for the future performance, and OBIC does not guarantee that this performance will repeat or be the same in the future. To get the Terms and Conditions and see all the details related to Osool & Bakheet Investment company funds and products please visit our website: www.obic.com.sa or kindly visit us at OBIC office: Riyadh, King Fahad Road, Bahrain Tower, mezzanine floor.

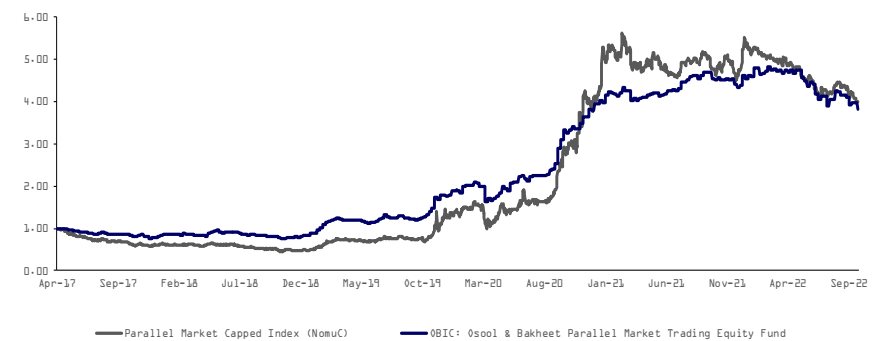
Performance

| | 1 Month | 3 Months | YTD | 1 Year | 3 Years | 5 Years |
|-----------|---------|----------|---------|---------|----------|---------|
| Fund | -4.50% | -3.77% | -13.86% | -12.68% | 227.40% | N/A |
| Benchmark | -7.98% | -7.94% | -23.50% | -15.99% | 426.04% | N/A |
| Alpha | 3.48% | 4.17% | 9.64% | 3.31% | -198.64% | N/A |

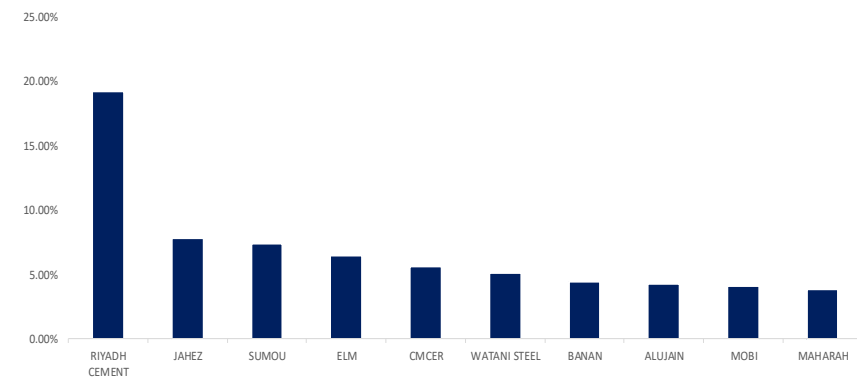
Fund Statistics

| | 1 Month | 3 Months | YTD | 1 Year | 3 Years | 5 Years |
|--------------------|---------|----------|--------|--------|---------|---------|
| Standard Deviation | 3.82% | 9.51% | 14.67% | 16.55% | 44.20% | N/A |
| Sharpe Indicator | -2.09 | -0.73 | -1.11 | -0.89 | 5.11 | N/A |
| Beta | 0.66 | 0.98 | 0.91 | 0.44 | 0.34 | N/A |
| Tracking Error | 3.37% | 6.24% | 9.28% | 18.35% | 66.24% | N/A |
| Information Index | 1.03 | 0.67 | 1.04 | 0.18 | -3.00 | N/A |

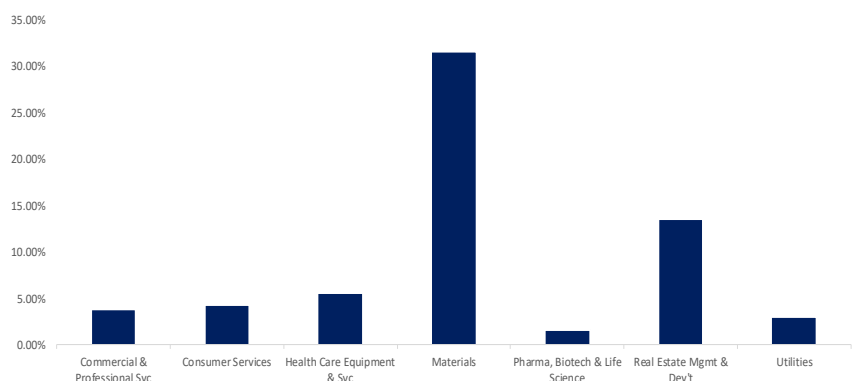
Fund Performance



Top 10 Positions as beginning of the period



Sector Exposure as beginning of the period



Info@obic.com.sa

www.obic.com.sa

P.O.Box 63762

Saudi Arabia - Riyadh 11526

الـ ٥٠ مليون ريال مدفوعة بالكامل ومقرها الرئيسي بالرياض، ترخيص هيئة السوق المالية رقم (٥٨١٢٦-٠٧)، سجل تجاري رقم ١٠١٠٢١٩٨٥٥، رقم العضوية في

Saudi Joint Stock Company, Paid up Capital SAR 60 Million, based in Riyadh CMA License 08126-07, CR:1010219805, RCC: 167366

T. +966 11 419 1797

F. +966 11 419 1899