

Fund Objectives

The Fund's primary objective is to maximize capital growth by achieving a positive return versus its benchmark while minimizing potential risks. The Fund mainly invests in initial public offerings of shares of Saudi joint companies during the first five years of trading or the last 20 listed companies. In addition, the fund manager is allowed to invest maximum 50% of the fund's net assets value in SMOs stocks and maximum of 30% of the fund's net assets value in the REITs and maximum of 30% of the fund's net assets value in companies that are listed in Saudi "Normu - Parallel Market". Where all investments to be compatible with Sharia guidelines that approved by the fund's Sharia committee.

Fund Facts

Fund size (SAR)	2 M
Fund inception date	15/12/2015
Inception Unit Price (SAR)	1
Unit Price (SAR)	1.303
Change in Unit Price (%)	30%
Benchmark	PO Trading Sharia Compliant
Currency	SAR
Risk Profile	High
Fund Type	Open Ended

Fund Info	Fund	%
Total Expense Ratio	.0271 M	1.43%
Leverage Ratio	0.00	0.00%
Dealing Fees	1317	0.07%
Fund Manager Inv	0.00	0.00%
Dividends	0.00	0.00%
Total Units	6.88 M	
Ownership		%
Equity		100%

Contact Information:

Tel: +966 11 419 1797
Fax: +966 11 419 1899
P.O.Box 63762
Saudi Arabia - Riyadh 11526
www.obic.com.sa

Disclaimer: Osool & Bakheet Investment Company "OBIC" has made the best efforts to ensure that data collected hereby is true and accurate, even though, "OBIC" does not guarantee this information nor indemnify any unintentional error involved. The information mentioned here is not considered an advertisement for Osool & Bakheet products, nor does it offer an advice to buy, sell, or commit any investment actions. Investing in equities or any other investment instruments linked to equities, such as mutual funds, involves high volatility reflecting high degree of risk and therefore we recommend to always consult with a qualified financial advisor before investing in these instruments. In addition, we would like to note that the historical performance for any financial instruments or the benchmark does not reflect and could not be considered as a guide for the future performance, and OBIC does not guarantee that this performance will repeat or be the same in the future. To get the Terms and Conditions and see all the details related to Osool & Bakheet Investment company funds and products please visit our website: www.obic.com.sa or kindly visit us at OBIC office: Riyadh, King Fahad Road, Bahrain Tower, mezzanine floor.

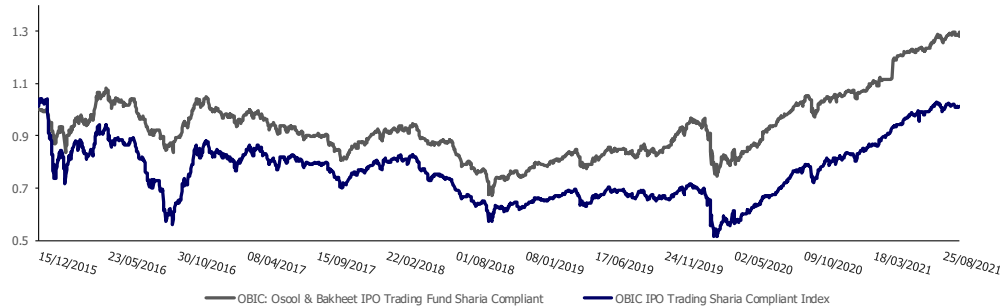
Info@obic.com.sa
www.obic.com.sa

Performance

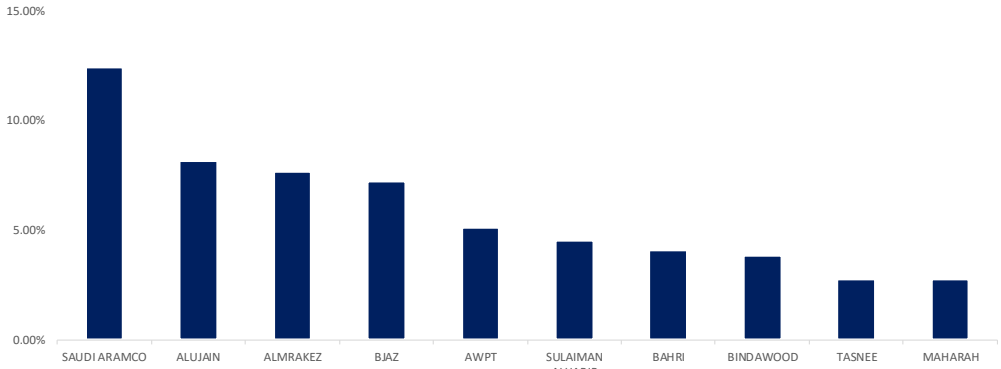
Net return	3 Months	YTD	1 Year	3 Years	5 Years
Fund	4.86%	22.73%	25.79%	67.81%	50.09%
Benchmark	1.79%	24.06%	30.56%	55.87%	64.19%
Alpha	3.07%	-1.33%	-4.77%	11.94%	-14.10%

Fund Statistics

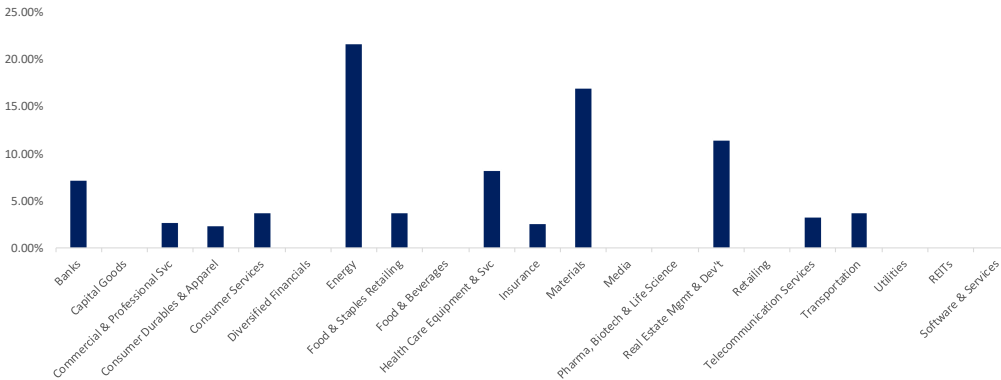
	3 Months	YTD	1 Year	3 Years	5 Years
Standard Deviation	2.65%	4.91%	7.82%	20.99%	25.83%
Sharpe Ratio	1.27	4.32	3.11	3.16	1.88
Beta	0.76	0.77	0.77	0.84	0.84
Tracking Error	1.62%	2.81%	3.66%	7.29%	9.49%
Information Ratio	1.90	-0.47	-1.30	1.64	-1.49



Top 10 Positions



Sector Exposure



As of: 01/07/2021

P.O.Box 63762
Saudi Arabia - Riyadh 11526

T. +966 11 419 1797
F. +966 11 419 1899

Fund Performance versus Benchmark and Competitors Performance

Fund	Last valuation date	MTD	YTD	1 Year	2 Years	3 Years	5 Years	10 Years	Since Inception
OBIC: Osool & Bakheet IPO Trading Fund Sharia Compliant	30/09/2021	1.4%	22.7%	25.8%	50.6%	67.8%	50.1%	-	29.6%
Caam: Saudi Fransi GCC IPO Fund	30/09/2021	-1.4%	29.0%	42.4%	42.3%	52.9%	44.4%	-	30.4%
FALCOM: Falcom IPO Fund	29/09/2021	0.9%	25.6%	32.5%	64.2%	73.4%	57.9%	-	30.0%
Alinma: Alinma IPO Fund	29/09/2021	-0.1%	28.5%	33.4%	40.0%	57.9%	48.8%	-	29.2%
KSB: KSB IPO Fund	29/09/2021	-0.8%	22.3%	27.9%	36.8%	45.8%	50.3%	-	16.3%
ANB: Al-Mubarak IPO Fund	29/09/2021	-1.0%	21.9%	29.2%	53.5%	58.0%	60.5%	-	-
Average Performance of IPO Funds		-0.2%	25.0%	31.9%	47.9%	59.3%	52.0%	-	27.1%
OBIC IPO Trading Sharia Compliant Index	30/09/2021	-0.4%	24.1%	30.6%	46.4%	55.9%	64.2%	-	0.1%

Disclaimer:

Osool & Bakheet Investment Company "OBIC" has made the best efforts to ensure that data collected hereby is true and accurate, even though, "OBIC" does not guarantee this information nor indemnify any unintentional error involved. The information mentioned here is not considered an advertisement for Osool & Bakheet products, nor does it offer an advice to buy, sell, or commit any investment actions. Investing in equities or any other investment instruments linked to equities, such as mutual funds, involves high volatility reflecting high degree of risk and therefore we recommend to always consult with a qualified financial advisor before investing in these instruments. In addition, we would like to note that the historical performance for any financial instruments or the benchmark does not reflect and could not be considered as a guide for the future performance, and OBIC does not guarantee that this performance will repeat or be the same in the future. To get the Terms and Conditions and see all the details related to Osool & Bakheet Investment company funds and products please visit our website: www.obic.com.sa or kindly visit us at OBIC office: Riyadh, King Fahad Road, Bahrain Tower, mezzanine floor.

T. +966 11 419 1797
F. +966 11 419 1899

P.O.Box 63762
Saudi Arabia - Riyadh 11526

Info@obic.com.sa
www.obic.com.sa

شركة مساهمة مقفلة برأس مال 60 مليون ريال مدفوعة بالكامل ومقرها الرئيسي بالرياض، ترخيص هيئة السوق المالية رقم (08126-07)، سجل تجاري رقم 1010219805، رقم العضوية في الغرفة التجارية: 167366
Saudi Joint Stock Company, Paid up Capital SAR 60 Million, based in Riyadh CMA License 08126-07, CR:1010219805,