

Fund Objectives

The Fund's primary objective is to maximize capital growth by achieving a positive return versus its benchmark while minimizing potential risks through investing in Saudi Joint stock companies that are compliant with Sharia criteria. In addition, the fund manager is allowed to invest a maximum of 30% of the fund's net assets value in the Real estate investment funds and maximum of 30% of the fund's net assets value in companies that are listed in

Fund Facts

Fund size (SAR)	19 M	
Fund inception date	06/05/2007	
Inception Unit Price (SAR)	1.00	
Unit Price (SAR)	3.73	
Change in Unit Price (%)	273%	
Benchmark	S&P Saudi Arabia Shariah Index	
Currency	SAR	
Risk Profile	High	
Fund Type	Open Ended	
Fund Info	Value	%
Total Expense Ratio	.5 M	2.6%
Leverage Ratio	0	0%
Dealing Fees	.02 M	0.1%
Fund Manager Investments	0	0%
Dividends	0	0%
Total Units	5.1 M	

Ownership	%
-----------	---

Equity 100%

Contact Information:

Tel:+966 11 419 1797

Fax:+966 11 419 1899

P.O.Box 63762

Saudi Arabia - Riyadh 11526

www.obic.com.sa

Disclaimer: Osool & Bakheet Investment Company "OBIC" has made the best efforts to ensure that data collected hereby is true and accurate, even though, "OBIC" does not guarantee this information nor indemnify any unintentional error involved. The information mentioned here is not considered an advertisement for Osool &Bakheet products, nor does it offer an advice to buy, sell, or commit any investment actions. Investing in equities or any other investment instruments linked to equities, such as mutual funds, involves high volatility reflecting high degree of risk and therefore we recommend to always consult with a qualified financial advisor before investing in these instruments. In addition, we would like to note that the historical performance for any financial instruments or the benchmark does not reflect and could not be considered as a guide for the future performance, and OBIC does not guarantee that this performance will repeat or be the same in the future. To get the Terms and Conditions and see all the details related to Osool & Bakheet Investment company funds and products please visit our website: www.obic.com.sa or kindly visit us at OBIC

Info@obic.com.sa

www.obic.com.sa

شركة مساهمة مغلقة برأى مال 60مليون ريال مدفوعة بالكامل ومقرها الرئيسي بالرياض، ترخيص هيئة السوق المالية رقم (08126-07)، سجل تجاري رقم 1010219805، رقم التعريف في

Saudi Joint Stock Company, Paid up Capital SAR 60 Million, based in Riyadh CMA License 08126-07, CR:1010219805, RCC: 167366

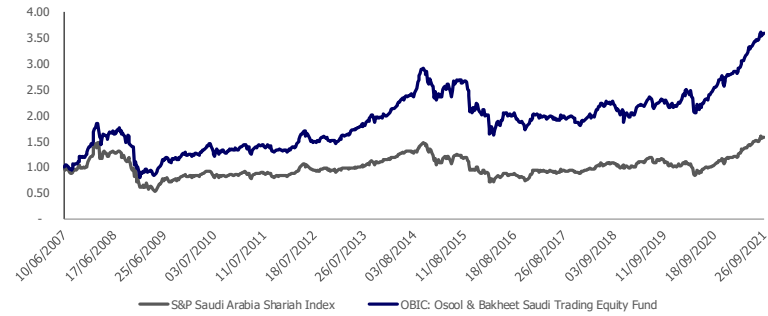
Performance

Net return	3 Months	YTD	1 Year	3 Years	5 Years
Fund	7.84%	33.39%	38.78%	77.06%	112.22%
Benchmark	5.90%	36.41%	44.11%	58.28%	116.93%
Alpha	1.94%	-3.02%	-5.33%	18.78%	-4.71%

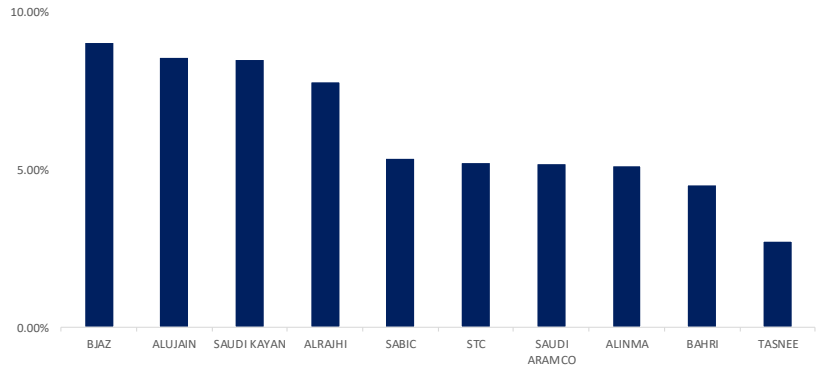
Fund Statistics

	3 Months	YTD	1 Year	3 Years	5 Years
Standard Deviatio	3.80%	6.68%	8.84%	23.68%	28.56%
Sharpe Ratio	1.80	4.85	4.28	3.08	3.92
Beta	0.95	0.81	0.83	0.81	0.79
Tracking Error	2.08%	3.54%	3.94%	11.97%	15.12%
Information Ratio	0.93	-0.85	-1.35	1.57	1.57

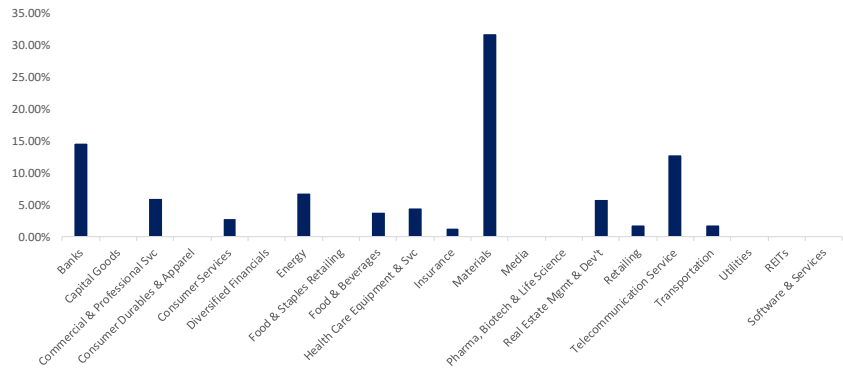
Fund Performance



Top 10 Positions as of 01/07/2021



Sector Exposure



P.O.Box 63762
Saudi Arabia - Riyadh 11526

T. +966 11 419 1797
F. +966 11 419 1899

Fund Performance versus Benchmark and Competitors Performance

Fund	Last valuation date	MTD	YTD	1 Year	2 Years	3 Years	5 Years	10 Years	Since Inception
OBIC: Osool & Bakheet Saudi Trading Equity Fund	30/09/2021	4.2%	33.4%	38.8%	66.6%	77.1%	112.2%	178.8%	272.5%
Al Rajhi Capital: Al Rajhi Saudi Equity Fund	30/09/2021	3.8%	47.6%	61.6%	84.6%	90.1%	176.7%	222.1%	281.1%
Caam: Al-Saffa Saudi Equity Trading Fund	30/09/2021	0.5%	36.0%	46.0%	58.2%	69.7%	144.3%	231.3%	268.9%
FALCOM: Falcom Saudi Equity Fund	29/09/2021	0.5%	29.5%	38.1%	72.4%	94.4%	131.5%	154.2%	254.0%
HSBC: HSBC Saudi Equity Fund	29/09/2021	2.8%	34.5%	43.5%	58.9%	76.8%	177.1%	229.9%	236.1%
Alistithmar: SAIB Saudi Companies Fund	29/09/2021	1.7%	45.9%	52.0%	91.5%	107.8%	172.4%	246.6%	230.9%
ANB: Al-Mubarak Saudi Equity Fund	29/09/2021	0.8%	32.9%	41.6%	54.4%	57.5%	139.2%	168.2%	208.8%
Aljazira Saudi Equities Fund	30/09/2021	3.6%	41.7%	48.9%	73.4%	65.3%	143.0%	268.2%	194.8%
ANB: Al-Arabi Saudi Equity Fund	29/09/2021	0.1%	29.9%	38.4%	46.0%	48.2%	135.5%	153.6%	169.9%
HSBC: HSBC Saudi Companies Equity Fund	29/09/2021	2.8%	38.7%	45.1%	59.3%	68.5%	141.2%	156.7%	162.8%
NCB: Al-Ahli Saudi Trading Equity Fund	30/09/2021	2.7%	34.2%	34.5%	55.1%	59.1%	121.7%	139.3%	153.4%
Riyad Capital: Riyadh Saudi Equity Sharia Fund	30/09/2021	6.5%	42.3%	49.1%	59.4%	66.9%	137.3%	137.1%	136.0%
SAMBA: Al Musahem Saudi Equity Fund	29/09/2021	1.5%	38.3%	53.0%	53.8%	64.6%	108.3%	163.2%	132.4%
Alawwal invest: Al Yusr Saudi Equity Fund	30/09/2021	3.9%	36.6%	43.4%	50.1%	57.9%	85.2%	128.5%	125.7%
SAMBA: Al Raed Saudi Equity Fund	29/09/2021	1.9%	34.8%	44.5%	40.7%	48.4%	83.9%	123.5%	95.8%
Caam: Saudi Fransi Capital Saudi Equity Income Fund	30/09/2021	-1.3%	21.0%	26.7%	34.9%	43.7%	70.0%	-	-
Al-Khair Capital: Al-khair Capital Saudi Equity Fund	29/09/2021	-1.3%	18.8%	24.4%	55.5%	48.0%	66.4%	-	-
Alinma: Alinma Saudi Equity Fund	29/09/2021	3.0%	38.3%	51.3%	64.9%	60.2%	120.0%	158.8%	-
ITQAN Capital Saudi Equity Fund	30/09/2021	0.3%	10.2%	10.6%	32.0%	-	-	-	-
Alpha Saudi Equity Fund	29/09/2021	1.8%	41.5%	56.0%	81.1%	102.6%	-	-	-
Al-Nefaie: Comprehensive Equity Fund	29/09/2021	-1.0%	17.2%	26.5%	34.2%	38.2%	28.3%	-	-
JI: Jadwa Saudi Equity Fund - Class B	30/09/2021	3.1%	37.2%	43.3%	73.8%	104.3%	176.0%	374.9%	-
JI: Jadwa Saudi Equity Fund - Class A	30/09/2021	3.1%	38.0%	45.1%	76.6%	109.0%	186.5%	-	-
JI: Jadwa Saudi Equity Fund - Class C	30/09/2021	3.2%	38.3%	45.6%	77.6%	110.9%	190.6%	-	-
Audi Capital: Saudi Opportunities Fund	29/09/2021	1.7%	39.7%	47.1%	56.8%	62.3%	106.9%	-	-
Tharwat Saudi Equity Fund	29/09/2021	0.1%	2.4%	-0.3%	0.2%	-5.1%	-14.3%	-	-
Musharaka: Musharaka Saudi Equity Fund	29/09/2021	0.4%	28.8%	32.9%	50.0%	45.9%	39.8%	-	-
WASATAH: Wasatah Saudi Equity Fund	15/09/2021	-0.1%	27.8%	30.5%	46.0%	48.0%	89.7%	-	-
GIB: Opportunistic Saudi Equity Fund - Class (B)	28/09/2021	3.0%	38.4%	45.9%	66.7%	81.2%	-	-	-
GIB: Opportunistic Saudi Equity Fund - Class (C)	28/09/2021	3.1%	39.9%	48.0%	71.4%	88.8%	-	-	-
Alawwal: Saudi Equity Fund	30/09/2021	3.2%	27.8%	32.5%	52.8%	53.9%	80.6%	153.7%	-
Average Performance of Saudi Shariah Compliant Funds		1.9%	33.0%	40.1%	58.0%	68.1%	116.7%	188.2%	194.9%
S&P Saudi Arabia Shariah Index		30/09/2021	2.2%	36.4%	44.1%	52.5%	58.3%	116.9%	95.6%
			65.3%						

Disclaimer:

Osool & Bakheet Investment Company "OBIC" has made the best efforts to ensure that data collected hereby is true and accurate, even though, "OBIC" does not guarantee this information nor indemnify any unintentional error involved. The information mentioned here is not considered an advertisement for Osool & Bakheet products, nor does it offer an advice to buy, sell, or commit any investment actions. Investing in equities or any other investment instruments linked to equities, such as mutual funds, involves high volatility reflecting high degree of risk and therefore we recommend to always consult with a qualified financial advisor before investing in these instruments. In addition, we would like to note that the historical performance for any financial instruments or the benchmark does not reflect and could not be considered as a guide for the future performance, and OBIC does not guarantee that this performance will repeat or be the same in the future. To get the Terms and Conditions and see all the details related to Osool & Bakheet Investment company funds and products please visit our website: www.obic.com.sa or kindly visit us at OBIC office: Riyadh, King Fahad Road, Bahrain Tower, mezzanine floor.

T. +966 11 419 1797
F. +966 11 419 1899

P.O.Box 63762
Saudi Arabia - Riyadh 11526

Info@obic.com.sa
www.obic.com.sa

شركة مساهمة مقفلة برأس مال 60 مليون ريال مدفوعة بالكامل ومقرها الرئيسي بالرياض، ترخيص هيئة السوق المالية رقم (08126-07)، سجل تجاري رقم 1010219805، رقم العضوية في الغرفة التجارية: 167366
Saudi Joint Stock Company, Paid up Capital SAR 60 Million, based in Riyadh CMA License 08126-07, CR:1010219805,