



Itqan Capital Saudi Equity Fund

Fact sheet- quarter 1-2026

Objective of the fund:

Itqan Capital Saudi Equity Fund, an open-ended investment fund, aims to achieve capital growth in the medium and long term by investing in shares of companies listed in the main Saudi stock market or listed in the parallel Saudi stock market (Nomu), IPOs and tradable rights in the main Saudi stock market or listed in the parallel Saudi stock market (Nomu), ETFs, REITs, investment funds in Saudi equities, money market funds and fixed income funds licensed by the Capital Market Authority, fixed income instruments, cash and quasi-money compliant with Sharia and with a credit rating - BBB or equivalent in the credit rating agencies

Fund information:

Fund start date	May 10th, 2019
Unit price upon offering.	10 SAR
Size of the fund.	2,873,961
Type of fund.	Local Equity Public Fund
Currency of the Fund	Saudi Riyal (SAR)
Level of risk.	High
Benchmark.	(TASI)
Number of distributions	N/A
Percentage of fees for the management of the invested funds	N/A
The investment advisor and fund sub-manager	N/A
The number of days of the weighted average	N/A

Price information as at the end of this quarter:

Unit Price as at the end of the Q1	12.5533
Change in unit price (compared to the previous quarter)	(%5.40)
Dual unit price for money market funds, and debt instruments funds with fixed income	N/A
Total units of the fund	223,731
Total net assets	2,808,562
P/E ratio	N/A

Details of the fund's ownership investments:

Full Ownership	100%
Usufruct right	0%

Revenue:

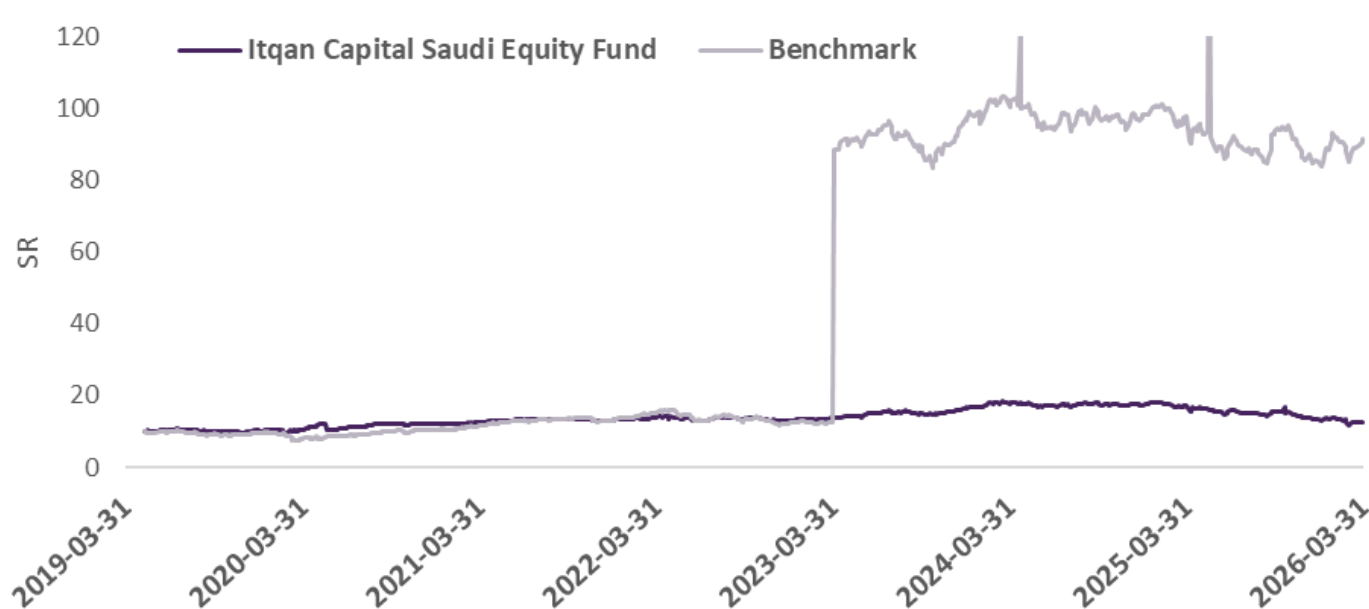
Item	3 months	Return YTD	One year	3 years	5 years
Fund performance	(5.40%)	(5.40%)	(26.71%)	(9.05%)	0.19%
Benchmark performance	7.23%	7.23%	(6.45%)	616%	672%
Performance difference	(12.63%)	(12.63%)	(20.26%)	(624.93%)	(672.15%)

The Benchmark has changed from IdealRating to TASI.

Distributed Profits to Unitholders

Distributed Profits to Unitholders	N/A
------------------------------------	-----

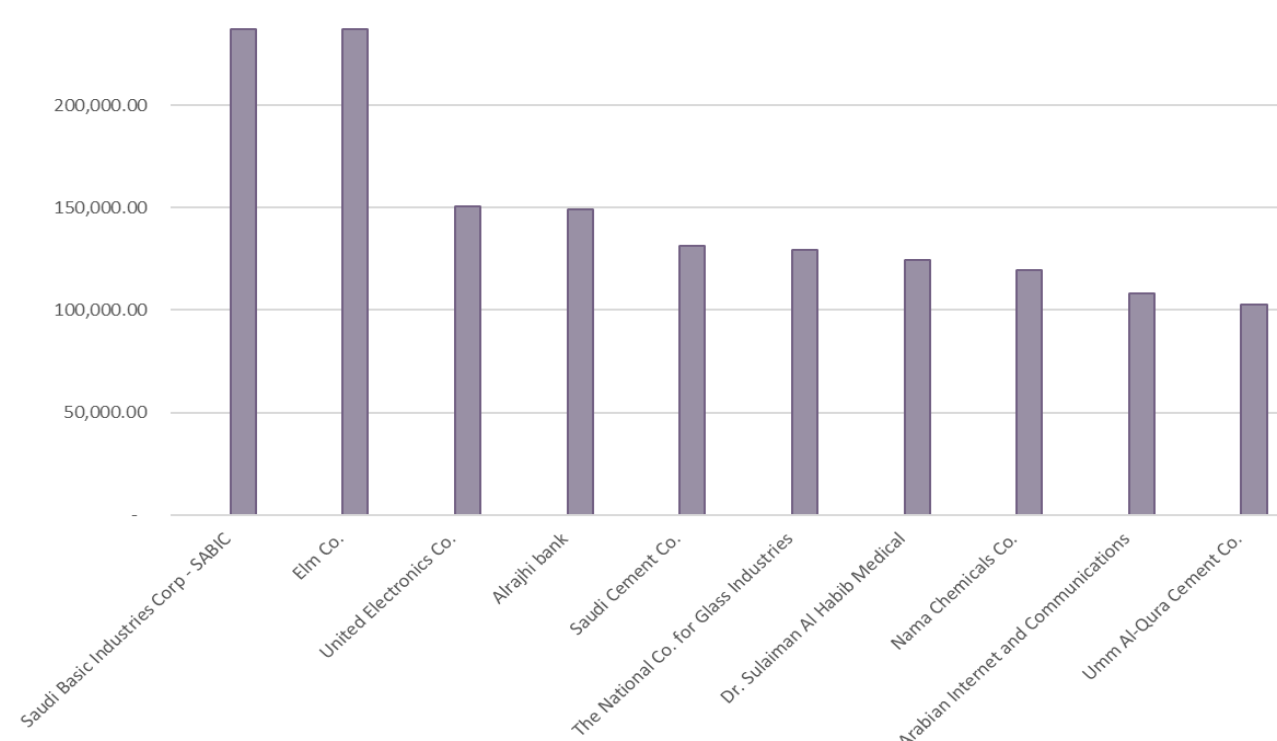
Performance - Since the fund beginning:



Fund information as at the end

Item	Value	Percentage
Total Expense Ratio	28,754.71	2.79%
Borrowing percentage	-	-
Dealing expenses	-	-
Investment of the fund manager	2,808,562.45	%100
Distributed profits	N/A	N/A

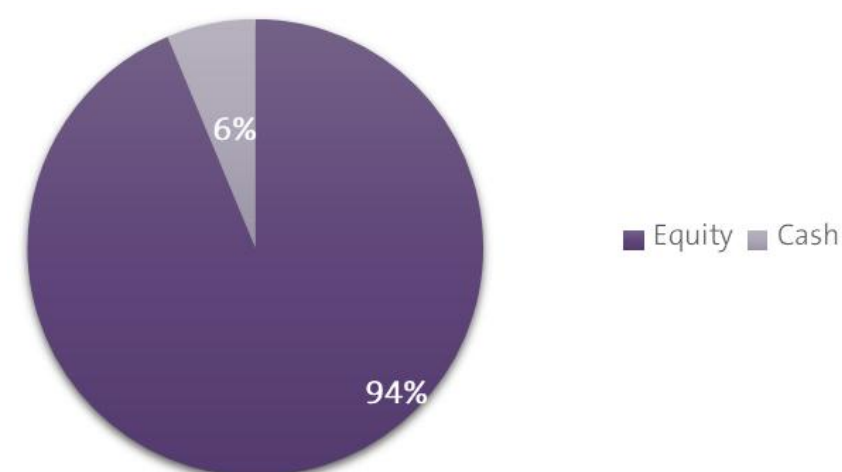
Top 10 investments of the fund:



Credit Ratings of Debt Instruments Invested in the Fund's Top Ten Holdings:

N/A

Fund's asset distribution:



Performance and risks:

Item	3 months	YTD	One year	3 years	5 years
Standard deviation	0.56	0.56	1.23	1.54	1.74
Sharpe indicator	(0.22)	(0.22)	(0.17)	(4.06)	(3.86)
Tracking Error	0.02	0.02	0.11	0.34	0.25
Beta	0.37	0.37	0.23	1.06	1718.98
Alpha	(12.63%)	(12.63%)	(20.26%)	(624.93%)	(672.15%)
Information Index	(6.76)	(6.76)	(1.90)	(18.50)	(27.30)

Formulas Used to Calculate Performance and Risk

Performance and Risk Metrics	
Standard Deviation	Measures the volatility of returns around the average
Sharpe Ratio	Measures the excess return per unit of total risk
Tracking Error	Measures the deviation of the fund's returns from the benchmark index
Beta	Measures the fund's sensitivity to market movements (systematic risk)
Alpha	Measures the fund's excess performance compared to the benchmark
Information Ratio	Measures actual performance relative to unsystematic risk

Disclaimer: Neither the past performance of the investment fund nor the past performance of the index is an indication of how the investment fund will perform in the future. There is no guarantee for unit holders that the investment fund's absolute performance or its performance relative to the index will repeat or match past performance.

WWW.itqancapital.com

+966122638787

Info@itqancapital.com

7762 King Fahd Branch Road - 4162 Al Malqa District
13521-Muath Tower - Riyadh, Saudi Arabia

Itqan Capital Company, a Saudi Joint Stock Company, with a capital of SAR
56,042,030 - Commercial Registration No.: 4030167335 Licensed by the
Capital Market Authority - License No: 37-07058