



# Itqan Murabahat & Sukuk Fund

Fact sheet- quarter 4-2025

## Objective of the fund:

Itqan Murabahat & Sukuk Fund (SAR) is a public diversified fund aimed at realizing Shariah-compliant returns while preserving capital participation, providing investors with the facility of redemption upon need and with the best method of risk management. To achieve its investment objectives, the Fund will primarily invest in a diversified portfolio of high-quality Shariah-compliant short- and medium-term investment instruments including commodity Murabaha-based transactions, various kinds of listed Sukuk, and units of investment funds investing primarily in Murabahat transactions and/or Sukuk.

## Fund information:

Fund start date	14 August 2008
Unit price upon offering.	10 SAR
Size of the fund.	78,530,930
Type of fund.	Money Market Fund
Currency of the Fund	Saudi Riyal (SAR)
Level of risk.	Low-Medium
Benchmark.	Three months SIBID
Number of distributions	N/A
Percentage of fees for the management of the invested funds	%-0.45%0.50-%0.30
The investment advisor and fund sub-manager	N/A
The number of days of the weighted average	88.85

## Price information as at the end of this quarter:

Unit Price as at the end of the Q4	15.2717
Change in unit price (compared to the previous quarter)	%1.21
Dual unit price for money market funds, and debt instruments funds with fixed income	N/A
Total units of the fund	5,070,935
Total net assets	77,441,935
P/E ratio	N/A

## Details of the fund's ownership investments:

Full Ownership	100%
Usufruct right	0%

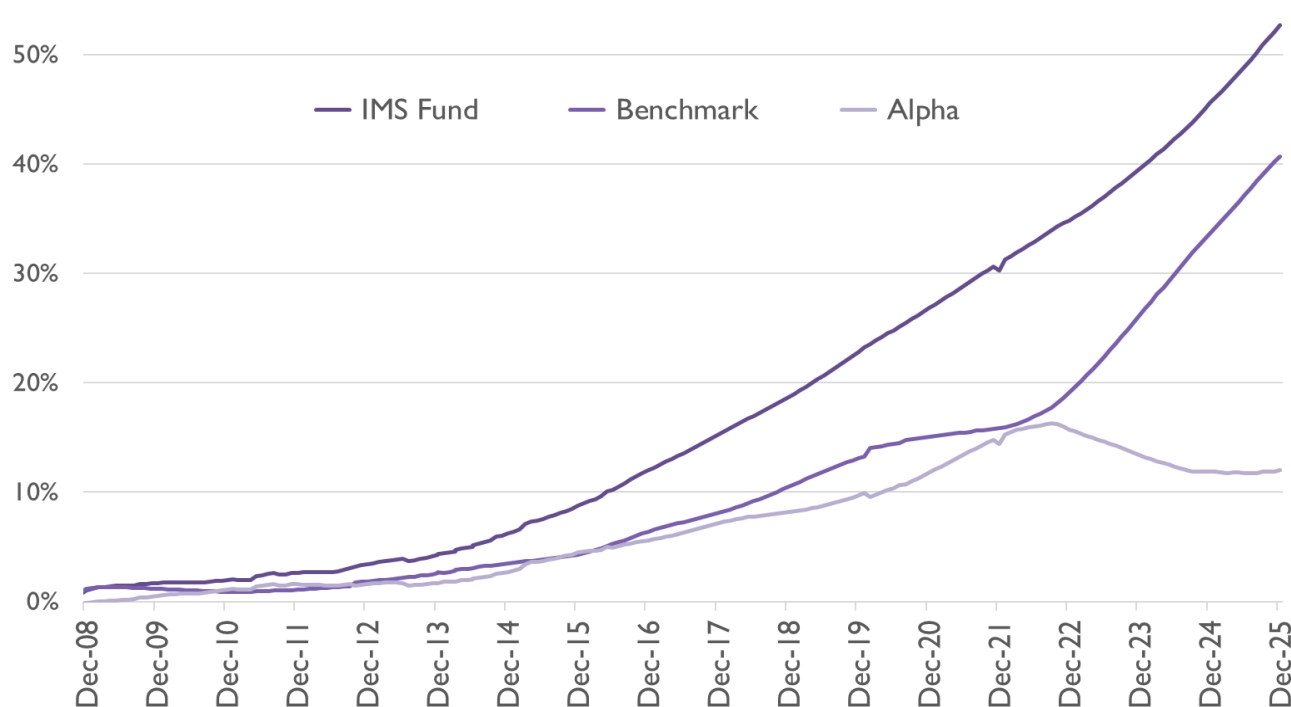
## Revenue:

Item	3 months	Return YTD	One year	3 years	5 years
Fund performance	%1.21	%4.90	%4.90	%13.25	%20.39
Benchmark performance	%1.22	%5.24	%5.24	%18.12	%22.31
Performance difference	(%0.01)	(%0.34)	(%0.34)	(%4.88)	(%1.91)

## Distributed Profits to Unitholders

Distributed Profits to Unitholders	N/A
------------------------------------	-----

## Performance - Since the fund beginning:

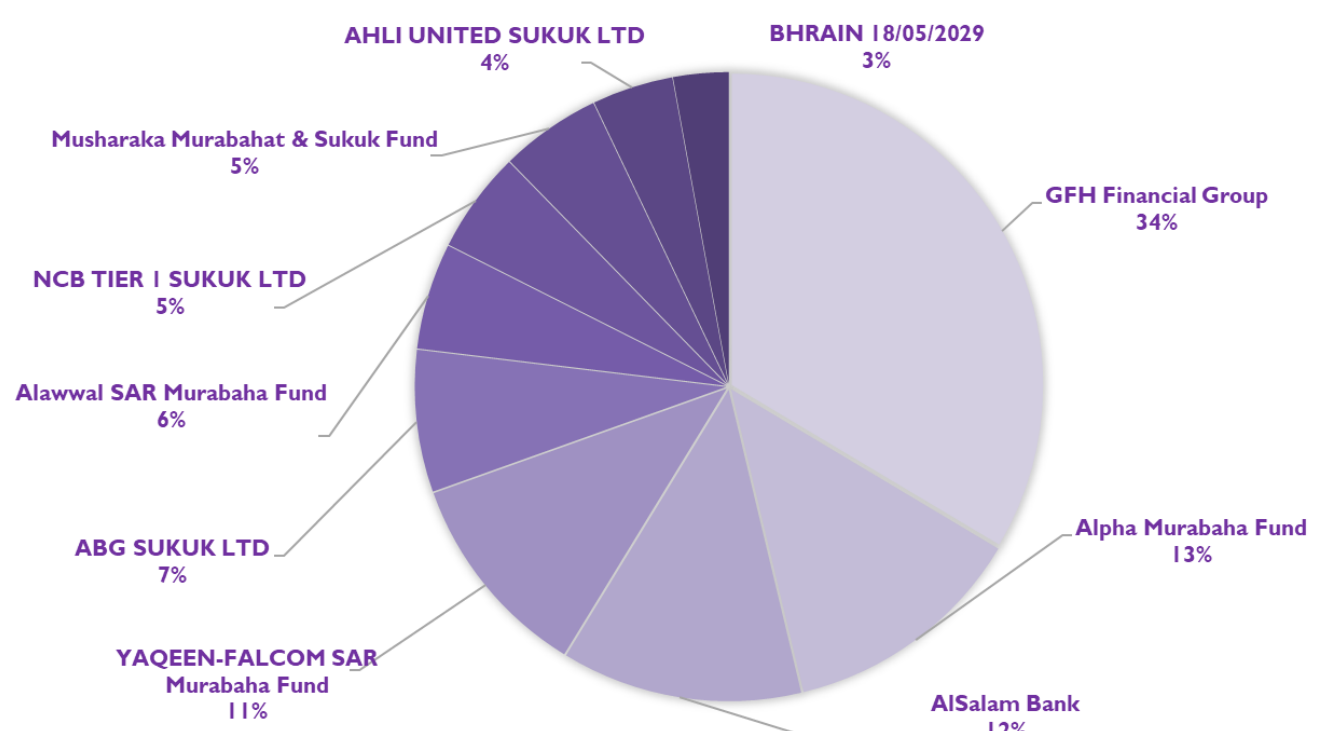


**Disclaimer:** Neither the past performance of the investment fund nor the past performance of the index is an indication of how the investment fund will perform in the future. There is no guarantee for unit holders that the investment fund's absolute performance or its performance relative to the index will repeat or match past performance.

## Fund information as at the end

Item	Value	Percentage
Total Expense Ratio	428,963.98	0.49%
Borrowing percentage	-	-
Dealing expenses	-	-
Investment of the fund manager	8,829,108	11.40%
Distributed profits	N/A	N/A

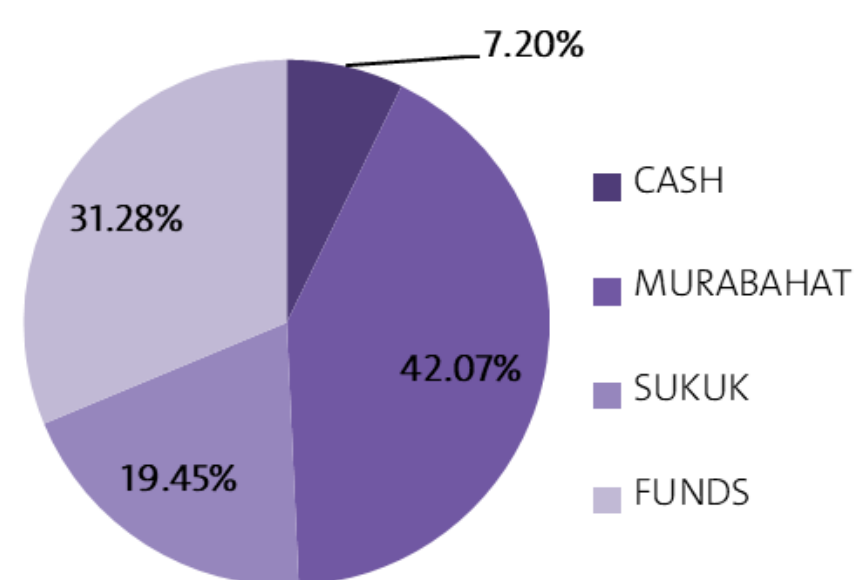
## Top 10 investments of the fund:



## The credit rating of the debt instruments invested in the fund's top ten holdings

Debt Instruments	Credit rating of a debt instrument	Credit rating of the issuer of the debt instrument	Credit Rating Agency	Credit rating history
ABG SUKUK LTD	N/A	+B	N/A	N/A
NCB TIER 1 SUKUK LTD	A-	+A	S&P	N/A
AHLI UNITED SUKUK	A-	A	FITCH	N/A
BHRAIN SUKUK	A-	+B	S&P	N/A

## Fund's asset distribution:



## Performance and risks:

Item	3 months	YTD	One year	3 years	5 years
Standard deviation	0.06	0.21	0.21	0.65	0.78
Sharp indicator	(0.00)	(0.02)	(0.02)	(0.07)	(0.02)
Tracking Error	0.01%	0.01%	0.01%	9.23%	7.15%
Beta	0.50	0.49	0.49	(4.81)	0.77
Alpha	(0.01%)	(0.34%)	(0.34%)	(4.88%)	(1.91%)
Information Index	(112%)	(4097%)	(4097%)	(53%)	(27%)

## Formulas Used to Calculate Performance and Risk

Performance and Risk Metrics	
Standard Deviation	Measures the volatility of returns around the average
Sharpe Ratio	Measures the excess return per unit of total risk
Tracking Error	Measures the deviation of the fund's returns from the benchmark index
Beta	Measures the fund's sensitivity to market movements (systematic risk)
Alpha	Measures the fund's excess performance compared to the benchmark
Information Ratio	Measures actual performance relative to unsystematic risk