



# Itqan Murabahat & Sukuk Fund

Fact sheet- quarter-1 2025

## Objective of the fund:

Itqan Murabahat & Sukuk Fund (SAR) is a public diversified fund aimed at realizing Shariah-compliant returns while preserving capital participation, providing investors with the facility of redemption upon need and with the best method of risk management. To achieve its investment objectives, the Fund will primarily invest in a diversified portfolio of high-quality Shariah-compliant short- and medium-term investment instruments including commodity Murabaha-based transactions, various kinds of listed Sukuk, and units of investment funds investing primarily in Murabahat transactions and/or Sukuk.

## Fund information:

Fund start date	14 August 2008
Unit price upon offering	10 SAR
Size of the fund	73,622,565
Type of fund	Money Market Fund
Currency of the Fund	Saudi Riyal (SAR)
Level of risk	Low-Medium
Benchmark	Three months SIBID
Number of distributions	N/A
Percentage of fees for the management of the invested funds	%0.45-%0.50-%0.30
The investment advisor and fund sub-manager	N/A
The number of days of the weighted average	128

## Price information as at the end of this quarter:

Unit Price as at the end of the Q4	14.719
Change in unit price (compared to the previous quarter)	1.11%
Dual unit price for money market funds, and debt instruments funds with fixed income	N/A
Total units of the fund	4,923,310
Total net assets	72,466,364
P/E ratio	N/A

## Details of the fund's ownership investments:

Full Ownership	100%
Usufruct right	0%

## Revenue:

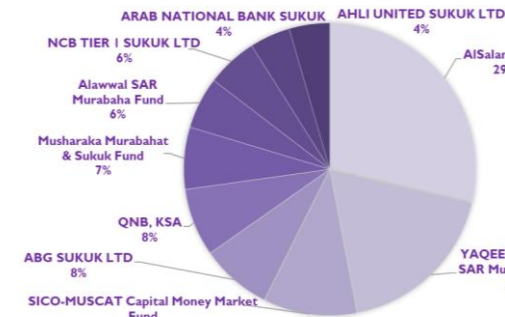
Item	3 months	Return YTD	One year	3 years	5 years
Fund performance	1.11%	1.11%	4.48%	11.58%	18.79%
Benchmark performance	1.30%	1.30%	5.76%	16.52%	18.67%
Performance difference	(0.19%)	(0.19%)	(1.28%)	(4.94%)	0.12%

**Disclaimer:** Neither the past performance of the investment fund nor the past performance of the index is an indication of how the investment fund will perform in the future. There is no guarantee for unit holders that the investment fund's absolute performance or its performance relative to the index will repeat or match past performance.

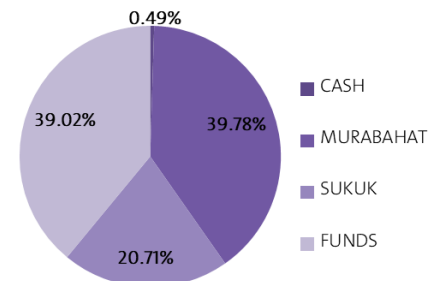
## Fund information as at the end of this quarter:

Item	Value	Percentage
Total Expense Ratio	103,171	0.49%
Borrowing percentage	-	-
Dealing expenses	-	-
Investment of the fund manager	8,583,019.178	11.84%
Distributed profits	N/A	N/A

## Top 10 investments of the fund:



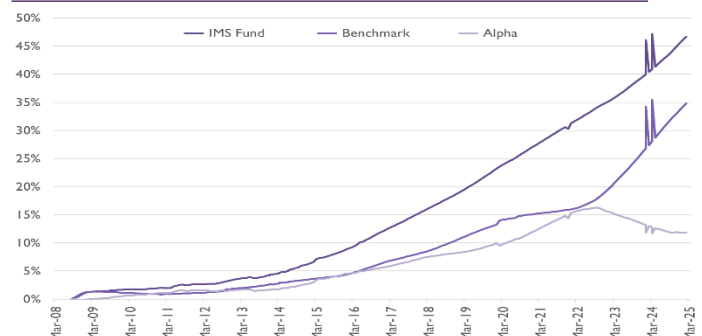
## Fund's asset distribution:



## Performance and risks:

Item	3 months	YTD	One year	3 years	5 years
Standard deviation	0.05	0.05	0.70	0.58	0.71
Sharp indicator	(0.04)	(0.04)	(0.02)	(0.09)	0.00
Tracking Error	0.01%	0.01%	16.03%	9.24%	7.15%
Beta	0.4185	0.4185	(12.919)	(3.1234)	2.001
Alpha	(0.19%)	(0.19%)	(1.28%)	(4.94)	0.12%
Information Index	(2388%)	(2388%)	(8%)	(53%)	2%

## Performance - Since the fund beginning:



+966122638787

www.itqancapital.com  
info@itqancapital.com

2563 احمد العطاس - حي الزهراء وحدة رقم 7855  
جدة 2753-23425 المملكة العربية السعودية

شركة مساهمة سعودية مقفلة، رأس مال الشركة 56,042,030 ريال سعودي،  
السجل التجاري: 4030167335، ترخيص هيئة السوق المالية - رقم 37-07058