

# MEFIC Saudi Freestyle Equity Fund Q2 Report - 2023



## A Fund Information

Name of the Fund	MEFIC Saudi Freestyle Equity Fund
Investment Objective	MEFIC Saudi Freestyle Equity Fund is an open-ended investment fund which aims to achieve capital growth over the long term through investing primarily in stocks of Shariah compliant companies that are listed on the Saudi Stock Exchange (Tadawul) and Parallel market (Nomu).
Fund inception Date	31-Dec-17
Unit Price upon Offering	100 SAR
Size of the Fund	4,774,595.93
Type of the fund	Open-ended; Shari'ah Compliant Equity Fund
Currency of the Fund	Saudi Riyal
Level of Risk	High Risk
Benchmark	S&P Saudi Arabia Shariah Domestic total return index in local currency
Number of Distributions	No Distribution of Dividend
% of Management Fees for funds investement	0.00%
The investment advisor and fund sub-manager	Not Applicable
The number of days of the weighted average (if any)	Not Applicable

## F Price Information at the end of the quarter

Unit Price	214.5300
Change in unit price	11.94%
Dual unit price (if any)	-
Total units of the fund	22,209
Total Net Assets Value	4,764,531.06
P/E ratio (if any)	-

## G Fund Information at the end of the quarter

Item	Value	%
Total expense ratio	30,763.76	0.16%
Borrowing percentage (if any)	-	0.00%
Dealing expense	978.24	0.02%
Investment of the fund manager	-	0.00%
Distributed profit	-	0.00%

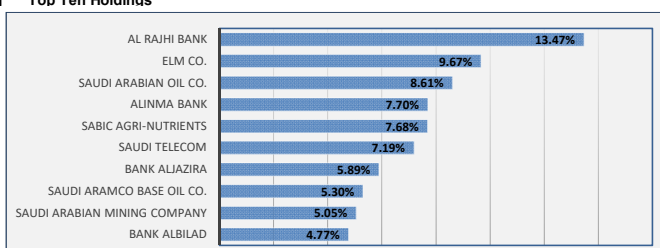
## I Revenue

Item	3 Months	Year to date	One year	3 years	5 years
Fund performance	11.94%	14.53%	13.90%	69.05%	84.62%
Benchmark performance	7.33%	12.41%	5.82%	72.12%	66.07%
Performance difference	4.61%	2.12%	8.08%	-3.07%	18.55%

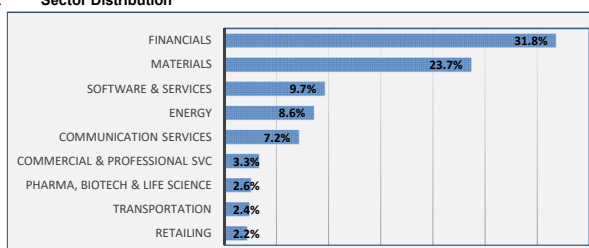
## h Details of fund ownership investment

Type of ownership	%
Full ownership	100%
Right of benefit	0.00%

## i Top Ten Holdings



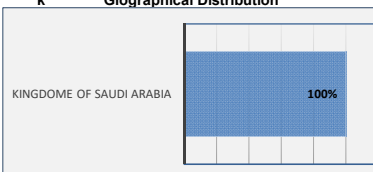
## k Sector Distribution



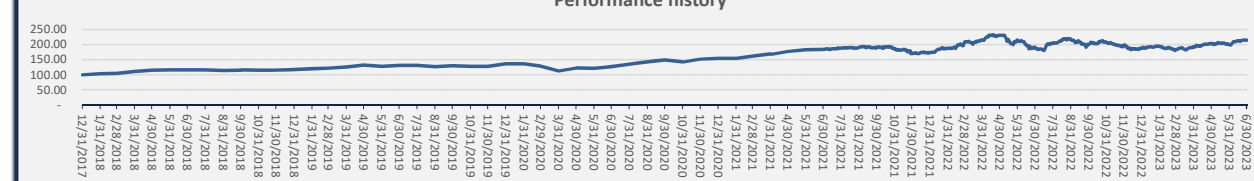
## m Performance and risks

Item	3 Months	Year to date	One year	3 years	5 years
1- Standard deviation	0.11	0.11	0.16	0.03	0.03
2- Sharp indicator	4.45	2.44	0.64	6.71	4.02
3- Tracking Error	-53%	-32%	-15%	-20%	-16%
4- Beta	0.98	0.93	1.02	0.89	0.80
5- Alpha	52.63%	32.11%	14.59%	20.20%	15.83%
6- Information Index	-0.09	-0.07	-0.55	0.15	-1.17

## k Geographical Distribution



Performance history



Middle East Financial Investment Company (MEFIC Capital) is authorized by the Capital Market Authority. MEFIC Capital does not guarantee the performance of any investment. The value of an investment in the Fund is variable and may increase or decrease. The Fund could be subject to high volatility due to the composition of its investments. The Fund's past performance or the Benchmark's past performance is not necessarily a guide or predictor of the Fund's future performance. There is no guarantee to the unit holders that the Fund's absolute performance or its performance relative to the Benchmark will be repeated or similar to the previous performance. The prices or value or income of the units of the Fund may decrease and the investor may get back less than the amount invested. The income of the Fund from investment in securities may fluctuate and a part of the capital invested may be used to pay that income. The Fund invests in foreign currency denominated securities and therefore is exposed to foreign exchange risk that may have an adverse effect on the price, value or income of the Fund. Investment in investment funds is not a deposit with any bank. Investors may be exposed to loss of funds when investing in investment funds. The Fund Manager is not obliged to accept the redemption request of the units at the value of the offering. The value of the units and their revenues are subject to fluctuations. The investment may not be suitable for all recipients of the advertisement MEFIC Capital recommends that if they have any doubts, they should seek advice from their investment adviser. Fees and charges apply as per Terms and Conditions. Please refer to the T&Cs for more details on the risks involved while investing in the Fund. To obtain a copy of the T&Cs, information memorandum, fund reports to unitholders and financial statements, please visit our website