

As of Wednesday, 31-Dec-2025

The objective of the fund

Yaqeen IPO Fund aims to invest its assets in the equities of public companies during their initial offering period and in the equities of early stage (up to Five years) or the latest 30 listed companies in Saudi Markets (Main and Parallel) whichever is higher. Also, the Fund can invest up to 50% in Small & Medium Caps. For the purpose of the Fund's investments, all underlying companies that are targeted by the Fund will be Shariah compliant companies.

Yaqeen IPO Fund Information

Fund Start Date	9-Jun-08
Unit price upon offering	SAR 1,000.00
Size of the Fund	SAR 38,674,134.43
Type of Fund	Open Ended Fund
Currency of the Fund	Saudi Riyal
Level of Risk	High Risk
Benchmark	Yaqeen IPO Index
Number of distributions	Not Applicable
Percentage of Fees for the management of the invested funds	1.75% (of N.A.V.)
The Investment Advisor & Fund sub-manager	Not Applicable
Number of days of the weighted average	Not Applicable
Full Ownership	100%
Usufruct right	0%

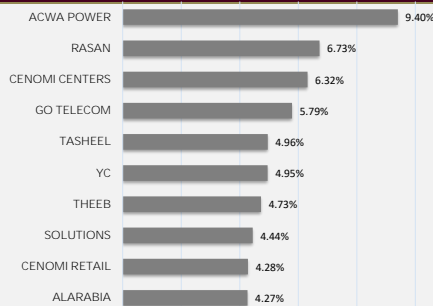
Price information as at the end of the relevant quarter

Unit Price	SAR 4,930.56273
Change in unit price (compared to the previous quarter)	-9.51%
Dual unit price for money market funds, and debt instruments funds with fixed income	Not Applicable
Total Units of the Fund	7,844
Fund Net Assets	SAR 38,674,134.43
Price to Earnings Ratio	14.80

Fund information as at the end of the relevant quarter

Total Expense Ratio (TER)	0.5489% (SAR 225,391)
Borrowing percentage (if any)	None
Dealing Expenses	SAR 28,885.92
Investment of the fund manager (if any)	None
Distributed profits	None
% of fees for the mgt. of the invested funds	Up to 1.75% p.a. + VAT on the NAV
% of Total Amount dealing to AUM avg	0.07035%

Top Investments (% to Total Portfolio)



Note: values as of the 1st trading day of the quarter

Return Table

Short Term	1 Week	1 Month	3 Months	6 Months	YoY
Fund	-1.35%	-1.06%	-9.51%	-12.13%	-19.97%
Benchmark	-1.00%	-3.06%	-13.35%	-16.40%	-28.52%
Difference	-0.35%	2.00%	3.84%	4.27%	8.55%

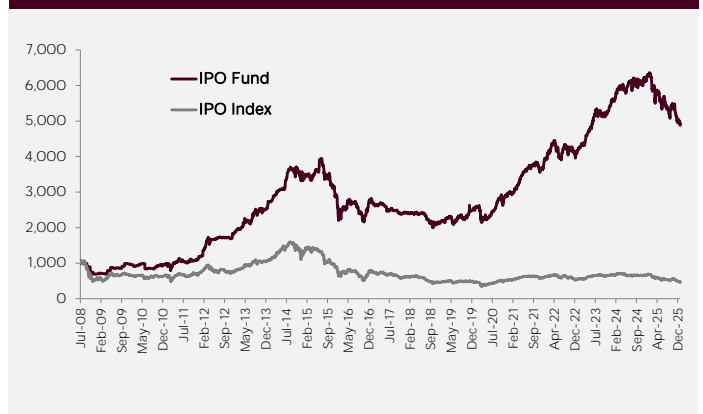
Calendar Return	2021	2022	2023	2024	2025
Fund	22.74%	12.60%	34.59%	11.07%	-19.97%
Benchmark	11.49%	-7.34%	23.89%	-1.96%	-28.52%
Difference	11.25%	19.94%	10.71%	13.03%	8.55%

Cumulative Return	3 Months	2025	1 Year	3 Years	5 Years
Fund	-9.51%	-19.97%	-19.97%	19.64%	65.35%
Benchmark	-13.35%	-28.52%	-28.52%	-13.18%	-10.31%
Difference	3.84%	8.55%	8.55%	32.82%	75.66%

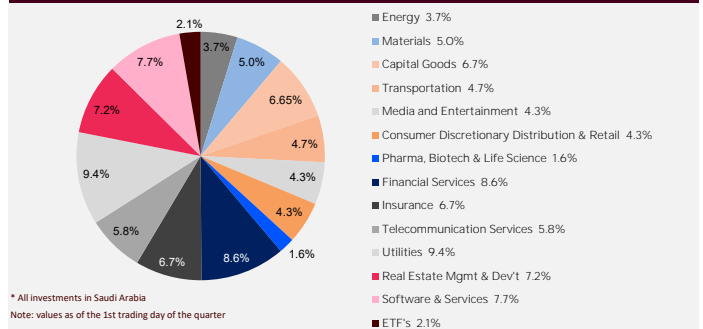
Statistical Analysis

VERSUS BENCHMARK	3 Months	2025	1 Year	3 Years	5 Years
Alpha	3.84%	8.55%	8.55%	10.76%	12.73%
Beta	0.64	0.69	0.69	0.61	0.62
Tracking Error	3.98%	3.71%	3.71%	3.91%	3.70%
Information Ratio	0.738	0.621	0.621	0.591	0.775
Standard Deviation	5.46%	6.30%	6.30%	5.13%	5.17%
Sharpe Ratio	-2.108	-3.488	-3.488	0.811	1.659
Treynor Ratio	-0.181	-0.321	-0.321	0.068	0.139

Performance Fund vs Benchmark



Sectoral Allocation & Geographic*



Disclaimer:

There is no guarantee that the Fund will continue to hold any particular securities or continue investing in any particular sectors. Holdings are subject to change. Investing in this investment fund is not a deposit with any bank, or an obligation of, and is not guaranteed by the Investment Manager. The performance of the fund or the benchmark does not reflect and could not be considered as a guide for the future performance, past performance is not necessarily a guide to future performance and does not guarantee future results and the Fund remains subject to investment risk. The fund manager is not obliged to accept the redemption requests by the subscribed price. In addition, the fund unit price, values or income may fall and the investor may get back less than he invested. The information mentioned here is not considered as an advice to buy, sell, or commit any investment actions. The Fund manager may have a position or holding in the securities concerned or in related securities and/or may have provided within the previous 12-month significant advice or security business services to the issuer of the securities concerned or of a related security. Service and performance fees/charges apply. Current and potential investors must read the fund terms and conditions and its updates and the principal investment risks thoroughly, as it contains detailed information about the Fund and the risks associated with investing in this investment fund. This investment may not be suitable for all recipients of this bulletin so the fund terms and conditions must be reviewed and understood and you should seek advice from your investment adviser before making investment decision about this fund.

To get the Terms and Conditions and see all the details related to Yaqeen Capital Funds and products please visit our branches or our website: www.yaqeen.sa or call/send fax Customer Services : 800 122 2992/+966 11 205 4827 email : support@yaqeen.sa.
Yaqeen Capital is licensed by the Capital Market Authority (CMA) license No.: 06020-37 and its head office address is: Olaya Street, P.O. Box 884, Riyadh 11421, Kingdom of Saudi Arabia.

As of Wednesday, 31-Dec-2025

Analytical Metrics Reference

Metric	Formula	Notation
Standard Deviation	$\sqrt{\frac{1}{n-1} \sum_{i=1}^n (R_i - \bar{R})^2}$	Ri = individual data point
		\bar{R} = average return
		n = number of observations
Sharp Ratio	$\frac{R_p - R_f}{\sigma_p}$	Rp = Expected portfolio return
		Rf = Long-term Risk-free rate
		σ_p = Standard deviation of portfolio returns (a measure of risk)
Tracking Error	Standard Deviation of (P - B)	Where P is portfolio return and B is benchmark return.
Beta	$\beta = \frac{\sum_{t=1}^n (R_{\text{benchmark},t} - \bar{R}_{\text{benchmark}})(R_{\text{fund},t} - \bar{R}_{\text{fund}})}{\sum_{t=1}^n (R_{\text{benchmark},t} - \bar{R}_{\text{benchmark}})^2}$	β = Beta coefficient
		Rfund,t = Return of the fund at timet
		Rbenchmark,t = Return of the benchmark at timet
		Rfund = Average (mean) return of the fund
		Rbenchmark = Average (mean) return of the benchmark
		n = Number of observations (days, if using daily returns)
Alpha	Excess Return = Rp - Rb	Rp = Portfolio return
		Rb = Benchmark return

Disclaimer:

There is no guarantee that the Fund will continue to hold any particular securities or continue investing in any particular sectors. Holdings are subject to change. Investing in this investment fund is not a deposit with any bank, or an obligation of, and is not guaranteed by the Investment Manager. The performance of the fund or the benchmark does not reflect and could not be considered as a guide for the future performance, past performance is not necessarily a guide to future performance and does not guarantee future results and the Fund remains subject to investment risk. The fund manager is not obliged to accept the redemption requests by the subscribed price. In addition, the fund unit price, values or income may fall and the investor may get back less than he invested. The information mentioned here is not considered as an advice to buy, sell, or commit any investment actions. The Fund manager may have a position or holding in the securities concerned or in related securities and/or may have provided within the previous 12-month signification advice or security business services to the issuer of the securities concerned or of a related security. Service and performance fees/charges apply. Current and potential investors must read the fund terms and conditions and its updates and the principal investment risks thoroughly, as it contains detailed information about the Fund and the risks associated with investing in this investment fund. This investment may not be suitable for all recipients of this bulletin so the fund terms and conditions must be reviewed and understood and you should seek advice from your investment adviser before making investment decision about this fund.

To get the Terms and Conditions and see all the details related to Yaqeen Capital funds and products please visit our branches or our website: www.yaqeen.sa or call/send fax Customer Services : 800 122 2992/+966 11 205 4827 email : support@yaqeen.sa.

Yaqeen Capital is licensed by the Capital Market Authority (CMA) license No.: 06020-37 and its head office address is: Olaya Street, P.O. Box 884, Riyadh 11421, Kingdom of Saudi Arabia.