

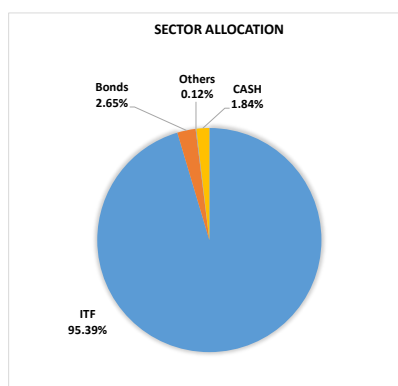
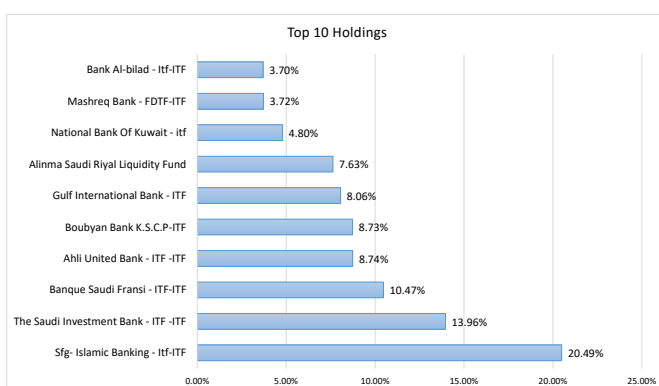
## International Trade Finance Fund (Sunbullah SAR) - June 30, 2021

Fund Objective	The Fund's investment objective is to achieve liquidity and capital growth through investments in short term Money Market Instruments in SAR and/or USD that are compliant with Shariah provisions. The Fund will also invest in other CMA licensed public investment funds with similar objectives and risks that are compliant with Shariah provisions. The Fund may invest up to 20% of the Fund NAV in long-term investments such as sukuk and structured products denominated in SAR and/or USD that are compliant with Shariah provisions
Inception Date	13-Nov-86
Unit offering Price	10
Fund Size	4,720,325,220.05
Fund Type	Open-Ended
Fund Currency	Saudi Riyal
Risk Level	Low-Risk
Benchmark	SIBOR for one month index
Number of distributions (if any)	NA
Management Fees %	0.5% per annum
The investment advisor and fund sub-manager (if any)	NA
The number of days of the weighted average (if any)	79.18

<b>Price information as at the end of the relevant quarter (June / 2021):</b>	
Unit Price (as at the end of the relevant quarter)	116.4279
Change in unit price (compared to the previous quarter)	0.13%
Dual unit price for money market funds, and debt instruments funds with fixed income (if any)	Saudi Riyals
Total units of the fund	40,480,936.06
Total net assets	4,713,108,818.29
P/E ratio (if any)	NA

Fund information as at the end of the relevant quarter (June / 2021):	Value	%
Total Expense Ratio (TER)	4,413,007.66	0.09%
Borrowing percentage (if any)	0	0%
Dealing expenses	-	0.00%
Investment of the fund manager (if any)	0	0%
Distributed profits	0	0%

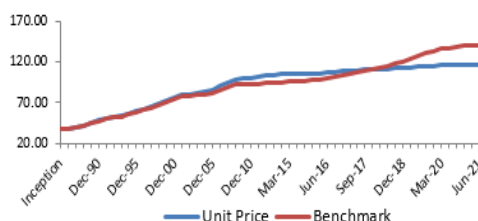
<b>Details of the fund's ownership investments</b>	
Full Ownership	100%
Usufruct right	0%



Revenue	3 months (end of current quarter)	YTD	1 Year	3 Year	5 Year
Fund performance	0.51%	0.89%	0.39%	4.52%	8.93%
Benchmark performance	0.49%	1.16%	0.65%	5.32%	8.97%
Performance difference	0.02%	-0.27%	-0.26%	-0.81%	-0.04%

Performance and risks	3 months (end of current quarter)	YTD	1 Year	3 Year	5 Year
Standard deviation	0.02%	0.02%	0.02%	0.10%	0.11%
Sharp indicator	-14.16	5.35	-29.06	-5.16	-2.39
Tracking Error	0.02%	0.02%	0.02%	0.02%	0.05%
Beta	0.49	0.46	0.46	0.89	0.96
Alpha	0.00%	0.00%	0.00%	0.00%	0.00%
Information Index	0.23	(3.55)	(13.08)	(40.75)	(0.91)

### Performance since Inception



### Contact information

Phone number	8007557000
Website	<a href="http://WWW.SambaCapital.Com">WWW.SambaCapital.Com</a>
Email	Customercare@Sambacapital.com

### Disclaimer

SambaCapital is authorized by the Capital Market Authority. SambaCapital does not guarantee the performance of any investment. The value of an investment in the Fund is variable and may increase or decrease. The Fund's past performance or the Benchmark's past performance is not necessarily a guide or predictor of the Fund's future performance. There is no guarantee to the unit holders that the Fund's absolute performance or its performance relative to the Benchmark will be repeated or similar to the previous performance. The prices or value or income of the units of the Fund may decrease and the investor may get back less than the amount invested. The income of the Fund from investment in securities may fluctuate and a part of the capital invested may be used to pay that income. The Fund invests in foreign currency denominated securities and therefore is exposed to foreign exchange risk that may have an adverse effect on the price, value or income of the Fund. Investment in investment funds is not a deposit with any bank. Investors may be exposed to loss of funds when investing in investment funds. The Fund Manager is not obliged to accept the redemption request of the units at the value of the offering. The value of the units and their revenues are subject to fluctuations. The investment may not be suitable for all recipients of the advertisement; SambaCapital recommends that if they have any doubts, they should seek advice from their investment adviser. Fees and charges apply as per Terms and Conditions; please refer to the T&Cs for more details on the risks involved while investing in the Fund. To obtain a copy of the T&Cs, information memorandum, fund reports to unit holders and financial statements, please visit our website [www.sambacapital.com](http://www.sambacapital.com) or call 800 755 7000 or visit your nearest SambaCapital investment center. SambaCapital or its affiliates may invest into the Fund and has or may have a position or holding in the securities concerned or in related securities. SambaCapital also carries on other independent securities business such as Corporate Finance, Investment Banking, Brokerage and Principal Investment. SambaCapital or its affiliates may be provided or may have provided in the past 12 months, significant advice or securities business services to the issuers of securities, in which the Fund may invest from time to time or of related securities. Any reference in the branches, leaflets, brochures, posters, website, or mobile applications to Samba Capital, Samba Capital & Investment Management Company, or the Company shall mean NCB Capital Company.