

HSBC Sukuk Fund

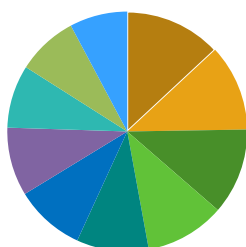
Quarterly Factsheet

30 June, 2022

Objective of the Fund: The Fund is an open-ended investment Fund that aims to achieve income and capital growth over the medium to long term, by investing in Sukuk issued domestically and globally, Murabaha funds, Murabaha operations and Sharia-compliant certificates. Investment in issued securities may include

without limitation investment funds issued or managed by HSBC Saudi Arabia or any affiliate thereof. The Fund performance is measured against the performance of HSBC Saudi Sukuk Index which is a compound index including Dow Jones Sukuk Index concerning which the Fund summary includes all details. The Index performance and particulars can be accessed by visiting Bloomberg website: www.bloomberg.com

Top 10 Holdings



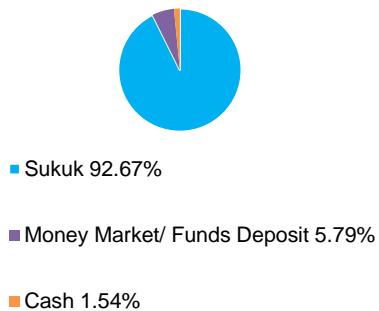
- Saudi Government Sukuk 6.33
- SABB Tier II Sukuk 5.65
- HSBC Saudi Riyal Trading Fund ART 5.63
- Boubyan Sukuk Ltd 5.21
- Bank AlBilad FRN 4.71
- Warba Sukuk Ltd 4.57
- Arab National Bank 4.47
- SIB Sukuk Co III Ltd 4.11
- Riyadh Bank 3.98
- Aldar Sukuk 3.77

Fund Details

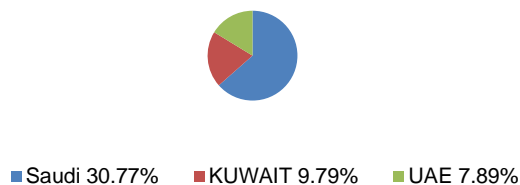
Fund Manager	HSBC Saudi Arabia
Inception Date	25 March, 2012
Inception Price	USD 10
Fund Type	Open ended
Investment Style	Active Management
Base Currency Of the Fund	US Dollar

Risk/Return Profile	Medium
Benchmark	Dow Jones Sukuk Index (95%) and (5%) SOFR Overnight + 0.05575%
Fund Size (USD)	Million 57.97
Minimum Initial Investment	USD 25,000
Minimum additional investment/ Redemption	USD 10,000
Valuation Day	Tuesday
Cut off Time	Before 4:00 p.m. Saudi Arabia time on Monday
Announcement Day	Wednesday
Redeemed funds payment	Four Business Days After Valuation Day
Annual Management fee	p.a 0.75%
Subscription fee	Up to 1%
Exit Fee	0.25%
Domiciled	KSA
Total Units of the Fund	6,091,925.21
Total net Assets (Million)	55.24
Unit Price as end of June 2022	9.07
Change in unit price with Q3	0.21%-
Total Expense Ratio	0.39%

Fund Composition



Geographic Allocation



End of June Performance

	Since Inception	3 Months	Year To Date	1Yr	3Yrs	5Yrs
HSBC Sukuk Fund	16.42%	-2.25%	-4.90%	-5.71%	-2.30%	4.16%
HSBC Sukuk Index: Dow Jones Sukuk Index (95%) and 1-month Libor (5%)	-0.22%	-3.78%	-8.62%	-9.58%	-5.02%	-2.57%
Difference	16.64%	1.53%	3.72%	3.87%	2.72%	6.73%

2nd Quarter 2022 Financial Indicators

Percentage of Management fees and charges of Q2 2022 to the average of the Fund's Net Asset Value	0.19%
Amount & percentage of profits distributed in the 2nd Quarter	426,434.76 0.772%
Fund manager's investment and percentage to the AUM of the Fund as end of June 2022	12,088,254.91 20.85%
Amount & percentage of Q2 2022 dealing expenses to the Fund's average NAV	NA
Percentage of borrowings to Fund's NAV as end of June 2022	NA

Fund's Ownership Investments: Full Ownership %100

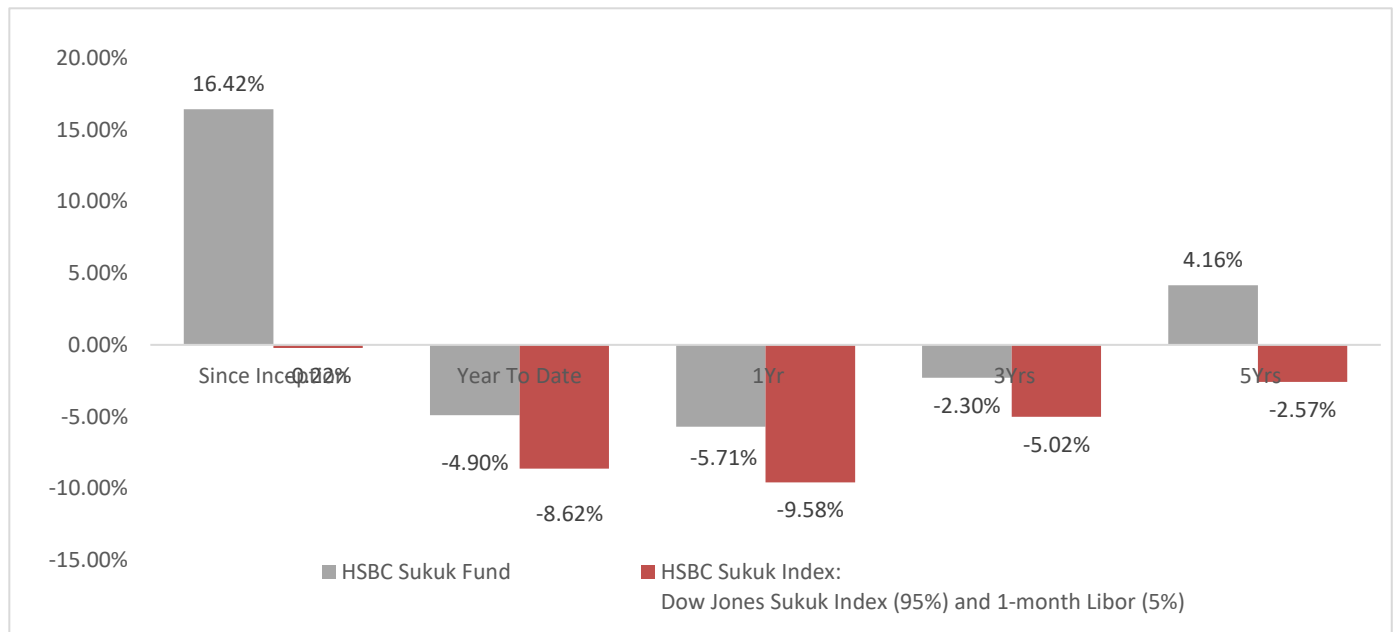
The Performance of the HSBC Sukuk Fund- Since inception (with dividends reinvested) is 19.61%.

Please note that the above figures refer to past performance and that past performance is not a reliable indicator of future results. The value of the investment is variable and may increase or decrease. Effective 1st January, 2014, the Composite Benchmark comprising of HSBC/NASDAQ Dubai AmanahUS Dollar SukukIndex (70%) and 1-month Libor (30%), had been changed, with effect that HSBC/NASDAQ Dubai AmanahUS Dollar Sukuk Index component (70%) of benchmark has been replaced by Dow Jones Sukuk Index (70%). Effective 23rd December, 2018, the Composite benchmark composite weights have been changed, with the effect that Dow Jones Sukuk Index (95%) and 1-month Libor (5%).

Performance and risks

Performance and risks standards	3 months	Year to date	One year	3 years	5 years
Standard Deviation	1.04%	1.19%	1.74%	6.45%	5.08%
Sharp Ratio	-3.62	-4.98	-3.61	-0.48	0.56
Tracking Error	0.36%	0.35%	0.49%	1.13%	0.92%
Beta	0.40	1.02	0.59	1.22	1.14
Alpha	-1.38%	3.10%	-2.38%	-1.97%	-4.84%
Information Index	1.43	1.49	0.36	-0.09	-0.10

Performance of the fund Since Beginning:



Number of distributions

Quarterly

Contact Details

HSBC Saudi Arabia

Local and International Investors

contact us at: 920022688

website: www.hsbcSaudi.com

Email: wpdsales@hsbcSaudi.com



HSBC Saudi Arabia has issued this document for information purposes only. This document is not and should not be construed as an offer to sell or solicitation of an offer or an advice to purchase or subscribe in any investment. Any member of the HSBC SA, directors, officers and employees may have traded for their own account as principal, underwritten an issue within the last 36 months, or have a long or short position in any related instrument mentioned in this material.

Prior to entering into a transaction or if you require investment advice or wish to discuss the suitability of any investment and trading decision, you should seek such investment, financial, legal or tax advice from your professional advisers as appropriate not upon any view expressed by HSBC Saudi Arabia. All information and statistical data in this document are up-to-date as of 30 June 2022. Information and statistical data in this document were obtained from sources or third parties, which HSBC Saudi Arabia believes to be reliable but which it has not independently verified.

HSBC SA makes no guarantees, representations or warranties and accepts no responsibility or liability as to its accuracy or completeness of all information and statistical data or for not achieving any mentioned returns and does not take responsibility of any losses incurred by investors HSBC Saudi Arabia might submit over the past twelve months services to issuers or securities-related, in which Funds may invest from time to time. Expressions of opinion in this document are subject to change without notice. Any projection, forecast, estimate or other 'forward-looking' statement in this document only illustrates hypothetical performance under specified assumptions of events or conditions, such projections, forecasts, estimates or other 'forward-looking' statements are not reliable indicators of future performance. As with any mathematical model that calculates results from inputs, results may vary significantly according to the values input. Prospective investors should understand the assumptions and evaluate whether they are appropriate for their purposes.

This type of investment may not be suitable for all types of investors and it may involve substantial risks (but are not limited to) When an investment is denominated in a currency other than your local or reporting currency, changes in exchange rates may have an adverse effect on the value, price or income of that investment, so the investment value is changeable and may increase or decrease and it may be difficult for investors to sell their investments or converted into immediate cash. Therefore the investor should visit the risk warning section in Terms and Conditions or other relevant and appropriate risk disclosure document, for more details about the risks relating to the Fund and it should be read before proceeding with any investment. All fees and charges are applying in the Terms and Conditions and you can get them for free and for more details you can visit any HSBC SA centers or through our website www.hsbcSaudi.com. Also you can get the financial reports of the fund by visiting www.tadawul.com.sa site.

Issued by HSBC Saudi Arabia

Authorized and regulated by Capital Market Authority

License No. 05008-37