

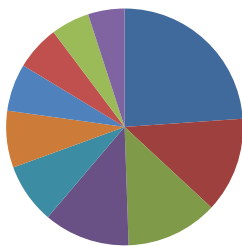
# HSBC Saudi Freestyle Equity Fund

## Quarterly Factsheet

30 June, 2022

**Objective of the Fund:** The Fund is an open-ended investment fund that aims to achieve a capital growth over the medium to long term by investing in an investment portfolio consisting of shares of companies listed on the Saudi Stock Exchange and compliant with Sharia standards according to the standards issued by the Fund Sharia Supervisory Committee.

### Top 10 Holdings



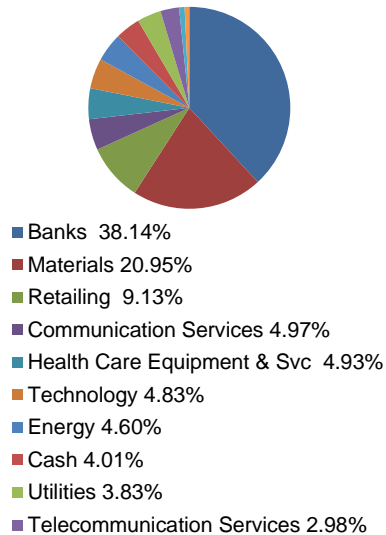
■ Al Rajhi Bank 18.01
■ Alinma Bank 9.81
■ Saudi Basic Industries 9.45
■ Bank Albilad 8.86
■ Sabic Agri-Nutrients Co 6.20
■ Sahara International Petrochemical 5.85
■ Arabian Internet and Communication Services 4.88
■ Saudi Arabian Mining 4.59
■ Arabian Contracting Services Co 3.96
■ Saudi Arabian Oil CO 3.76

### Fund Details

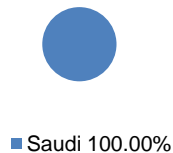
Fund Manager	HSBC Saudi Arabia
Inception Date	07 January, 2012
Inception Price	SAR 10

Fund Type	Open ended
Investment Policy	Active Management
Base Currency of the Fund	Saudi Riyal
Risk/Return Profile	High
Benchmark	S&P Saudi Shariah Index (Total Return)
Fund Size (SAR)	Million 431.81
Minimum Initial Investment	SAR 5,000
Minimum Additional Investment	SAR 2,500
Valuation Day	Monday & Wednesday
Cut off Time	Before close of business; On Sunday for Monday valuation, & on Tuesday for Wednesday valuation
Redeemed Funds payment	business days after valuation day 2
Annual Management Fee	1.70%
Subscription Fee	Up to 2%
Total Units of the Fund	10,765,806.67
Total net Assets (Million)	430.27
Unit Price as end of June 2022	39.97
Change in unit price compared to the previous	3.96%-
Total Expense Ratio	1.23%

## Fund Composition



## Geographic Allocation



## 2nd Quarter 2022 Financial Indicators

Percentage of Management fees and charges of Q2 2022 to the average of the Fund's Net Asset Value	0.43%
Amount & percentage of profits distributed in the 2nd Quarter	NA
Fund manager's investment and percentage to the AUM of the Fund as end of June 2022	NA
Amount & percentage of Q2 2022 dealing expenses to the Fund's average NAV	171,084 0.040%
Percentage of borrowings to Fund's NAV as end of June 2022	NA

## End of June Performance

	Since Inception	3 Months	Year To Date	1Yr	3Yrs	5Yrs
HSBC Saudi Freestyle Equity Fund	299.66%	-9.01%	10.69%	23.11%	96.15%	137.11%
S&P Saudi Shariah Total Return Index	157.61%	-13.06%	0.36%	5.65%	53.60%	93.79%
Difference	142.05%	4.05%	10.32%	17.46%	42.55%	43.32%

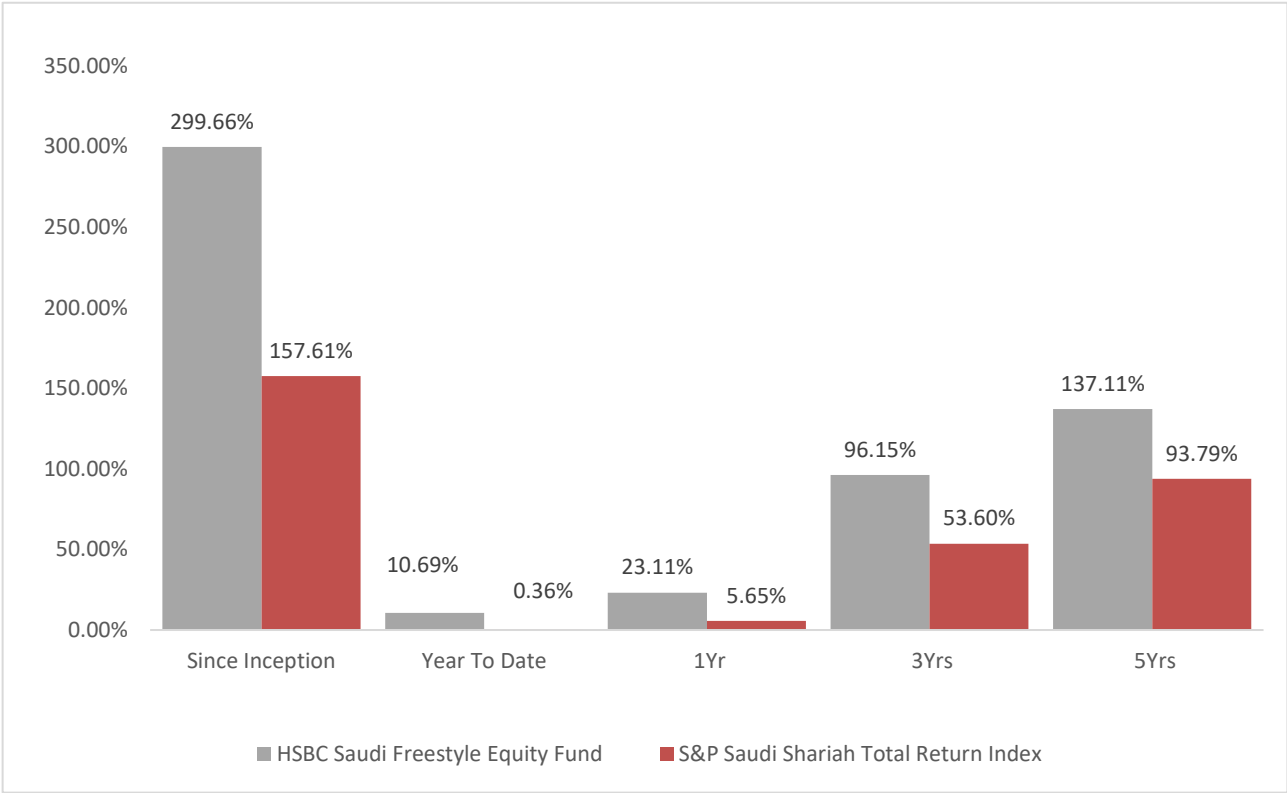
Fund's Ownership Investments:	Full Ownership %100
-------------------------------	---------------------

Please note that the above figures refer to past performance and that past performance is not a reliable indicator of future results. The investment performance of the fund is calculated on a total return basis (i.e. with the cash dividend re-invested). The data is based on the last calculated NAV of the fund for each month. \* The performance of the fund will not be linked to a benchmark, however the S&P Saudi Arabia Shariah Index will be used as a reference.

Performance and risks

Performance and risks standards	3 months	Year to date	One year	3 years	5 years
Standard Deviation	25.26%	24.79%	19.90%	18.04%	16.42%
Sharp Ratio	-0.46	0.35	1.09	5.25	8.24
Tracking Error	0.54%	0.60%	0.82%	1.43%	1.45%
Beta	1.07	1.06	1.01	0.92	0.91
Alpha	5.11%	10.36%	17.40%	46.75%	51.82%
Information Index	2.74	2.79	1.58	0.47	0.23

Performance of the fund Since Beginning:



## Contact Details

### HSBC Saudi Arabia

#### Local and International Investors

contact us at: 920022688

website: [www.hsbcsaudi.com](http://www.hsbcsaudi.com)

Email: [wpdsales@hsbcsa.com](mailto:wpdsales@hsbcsa.com)



HSBC Saudi Arabia has issued this document for information purposes only. This document is not and should not be construed as an offer to sell or solicitation of an offer or an advice to purchase or subscribe in any investment. Any member of the HSBC SA, directors, officers and employees may have traded for their own account as principal, underwritten an issue within the last 36 months, or have a long or short position in any related instrument mentioned in this material.

Prior to entering into a transaction or if you require investment advice or wish to discuss the suitability of any investment and trading decision, you should seek such investment, financial, legal or tax advice from your professional advisers as appropriate not upon any view expressed by HSBC Saudi Arabia. All information and statistical data in this document are up-to-date as of 30 June 2022. Information and statistical data in this document were obtained from sources or third parties, which HSBC Saudi Arabia believes to be reliable but which it has not independently verified.

HSBC SA makes no guarantees, representations or warranties and accepts no responsibility or liability as to its accuracy or completeness of all information and statistical data or for not achieving any mentioned returns and does not take responsibility of any losses incurred by investors HSBC Saudi Arabia might submit over the past twelve months services to issuers or securities-related, in which Funds may invest from time to time. Expressions of opinion in this document are subject to change without notice. Any projection, forecast, estimate or other 'forward-looking' statement in this document only illustrates hypothetical performance under specified assumptions of events or conditions, such projections, forecasts, estimates or other 'forward-looking' statements are not reliable indicators of future performance. As with any mathematical model that calculates results from inputs, results may vary significantly according to the values input. Prospective investors should understand the assumptions and evaluate whether they are appropriate for their purposes.

This type of investment may not be suitable for all types of investors and it may involve substantial risks (but are not limited to) When an investment is denominated in a currency other than your local or reporting currency, changes in exchange rates may have an adverse effect on the value, price or income of that investment, so the investment value is changeable and may increase or decrease and it may be difficult for investors to sell their investments or converted into immediate cash. Therefore the investor should visit the risk warning section in Terms and Conditions or other relevant and appropriate risk disclosure document, for more details about the risks relating to the Fund and it should be read before proceeding with any investment. All fees and charges are applying in the Terms and Conditions and you can get them for free and for more details you can visit any HSBC SA centers or through our website [www.hsbcsaudi.com](http://www.hsbcsaudi.com). Also you can get the financial reports of the fund by visiting [www.tadawul.com.sa](http://www.tadawul.com.sa) site.

Issued by HSBC Saudi Arabia  
Authorized and regulated by Capital Market Authority  
License No. 05008-37