

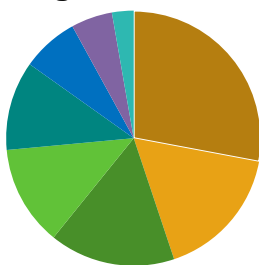
HSBC Multi-Assets Growth Fund

Quarterly Factsheet

31 March, 2022

Objective of the Fund: The Fund is an open multi-assets growth holding fund that mainly aims at achieving capital growth over the medium to long term by investing in multi HSBC Funds by investing in capital markets by 80% as a maximum of the Fund assets through distribution of its assets at different rates in investment funds that invest in the shares of companies listed in local, regional and international markets and in cash and debt markets.

Top 10 Holdings (As of last valuation day of 1st Qtr 2022)



- HSBC Saudi Free Style Equity Fund 27.41
- HSBC Global Equity Index Fund 16.58
- HSBC Saudi Riyal Trading Fund 15.62
- HSBC Saudi Companies Equity Fund 12.47
- HSBC GCC Equity Fund GCF 11.09
- Alahli Emerging Markets Index Fund 7.05
- HSBC Sukuk Fund 5.13
- Nahdi Medical Co 2.69

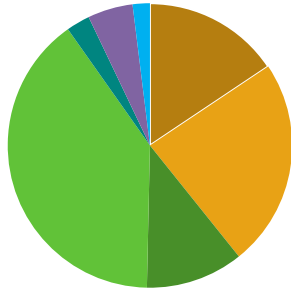
Fund Details

Fund Manager	HSBC Saudi Arabia
Inception Date	December 28, 2004
Inception Price	SAR 10
Fund Type	Open ended



Base Currency of the Fund	Saudi Riyal
Risk/Return Profile	High
Investment Policy	Active Management
Benchmark	HSBC Multi-Assets Growth Index
Fund Size (SAR)	Million 195.73
Minimum Initial Investment	SAR 5,000
Minimum Additional Investment	SAR 2,500
Valuation Day	Monday & Wednesday
Cut off Time	Before Close of Business at 4:30 PM on Thursday & Monday for ,Monday & Wednesday valuations respectively
Redeemed Funds payment	4 business days after valuation day
Annual Management Fee	0.45%
Subscription Fee	Up to 2%
Total Units of the Fund	6,532,408.73
Total net Assets (Million)	195.21
Unit Price as end of March 2022	29.88
Change in unit price compared to the previous	2.58%

Fund Composition (As end of March 2022)



Trade Finance 15.62%	International Funds 23.63%
GCC Funds 11.09%	Direct Equity Investments 39.88%
Local Funds 2.69%	Sukuk Fund 5.13%
Cash 1.96%	

1st Quarter 2022 Financial Indicators

Percentage of Management fees and charges of Q1 2022 to the average of the Fund's Net Asset Value	0.11%
Amount & percentage of profits distributed in the 1st Quarter	NA
Fund manager's investment and percentage to the AUM of the Fund as end of March 2022	NA
Amount & percentage of Q1 2022 dealing expenses to the Fund's average NAV	8,175.00 0.0042%
Percentage of borrowings to Fund's NAV as end of March 2022	NA

End of March Performance

	Since Inception	3 Months	Year To Date	1Yr	3Yrs	5Yrs
HSBC Multi-Assets Growth Fund	6.55%	9.83%	9.45%	29.23%	16.81%	13.46%
HSBC Multi-Assets Growth Index	N/A	5.36%	4.96%	19.40%	15.92%	13.95%
HSBC Multi-Assets Growth Fund (Cumulative)	198.83%	9.45%	9.45%	29.23%	59.38%	88.02%
HSBC Multi-Assets Growth Index (Cumulative)	N/A	4.96%	4.96%	19.40%	55.78%	92.13%

Fund's Ownership Investments:

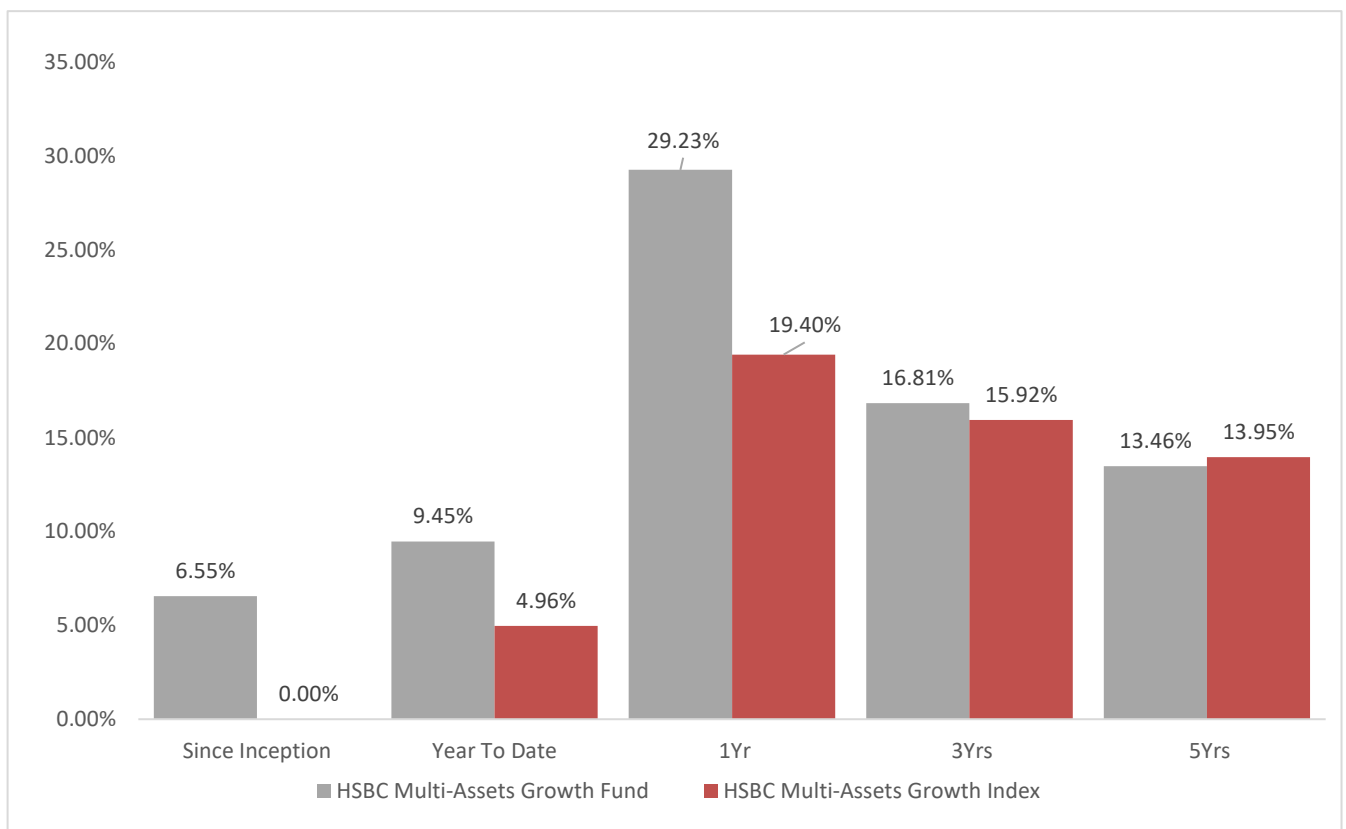
Full Ownership %100

Please note that the above figures refer to past performance and the past performance is not reliable indicator of future results. The investment performance of the fund is calculated on total return basis.

Performance and risks

Performance and risks standards	3 months	Year to date	One year	3 years	5 years
Standard Deviation	4.74%	4.74%	7.50%	11.24%	9.65%
Sharp Ratio	1.71	1.71	3.45	5.16	8.94
Tracking Error	1.40%	1.40%	1.04%	1.17%	1.02%
Beta	0.40	0.40	0.94	0.86	NA
Alpha	6.92%	6.92%	10.40%	11.07%	NA
Information Index	1.02	1.02	0.63	0.05	-0.08

Performance of the fund Since Beginning:



Contact Details

HSBC Saudi Arabia

Local and International Investors

contact us at: 920022688

website: www.hsbcSaudi.com

Email: wpdsales@hsbcSaudi.com



HSBC Saudi Arabia has issued this document for information purposes only. This document is not and should not be construed as an offer to sell or solicitation of an offer or an advice to purchase or subscribe in any investment. Any member of the HSBC SA, directors, officers and employees may have traded for their own account as principal, underwritten an issue within the last 36 months, or have a long or short position in any related instrument mentioned in this material.

Prior to entering into a transaction or if you require investment advice or wish to discuss the suitability of any investment and trading decision, you should seek such investment, financial, legal or tax advice from your professional advisers as appropriate not upon any view expressed by HSBC Saudi Arabia. All information and statistical data in this document are up-to-date as of 31 March 2022. Information and statistical data in this document were obtained from sources or third parties, which HSBC Saudi Arabia believes to be reliable but which it has not independently verified.

HSBC SA makes no guarantees, representations or warranties and accepts no responsibility or liability as to its accuracy or completeness of all information and statistical data or for not achieving any mentioned returns and does not take responsibility of any losses incurred by investors HSBC Saudi Arabia might submit over the past twelve months services to issuers or securities-related, in which Funds may invest from time to time. Expressions of opinion in this document are subject to change without notice. Any projection, forecast, estimate or other 'forward-looking' statement in this document only illustrates hypothetical performance under specified assumptions of events or conditions, such projections, forecasts, estimates or other 'forward-looking' statements are not reliable indicators of future performance. As with any mathematical model that calculates results from inputs, results may vary significantly according to the values input. Prospective investors should understand the assumptions and evaluate whether they are appropriate for their purposes.

This type of investment may not be suitable for all types of investors and it may involve substantial risks (but are not limited to) When an investment is denominated in a currency other than your local or reporting currency, changes in exchange rates may have an adverse effect on the value, price or income of that investment, so the investment value is changeable and may increase or decrease and it may be difficult for investors to sell their investments or converted into immediate cash. Therefore the investor should visit the risk warning section in Terms and Conditions or other relevant and appropriate risk disclosure document, for more details about the risks relating to the Fund and it should be read before proceeding with any investment. All fees and charges are applying in the Terms and Conditions and you can get them for free and for more details you can visit any HSBC SA centers or through our website www.hsbcSaudi.com. Also you can get the financial reports of the fund by visiting www.tadawul.com.sa site.

Issued by HSBC Saudi Arabia

Authorized and regulated by Capital Market Authority

License No. 05008-37