

Fund Objective

Saudi Riyal Money Market Fund is an open-end money market fund aiming to provide liquidity while preserving capital and may provide absolute returns from fees.

Fund Facts

Inception Date	11 July 1987
Unit price upon offering	SAR 10
Fund size	SAR 303,277,164.96
Fund type	Open ended fund
Currency	SAR
Risk Level	Low Risk
Benchmark	1 Week SAR deposit rate
Number of distributions	N/A
Percentage of fees for the management of the invested funds	Up to 0.5% p.a. plus VAT on the net assets of the fund
Investment advisor and fund sub-manager	N/A
Number of days of the weighted average	181.03

Details of the fund's ownership investments

Full ownership	100%
Usufruct right	N/A

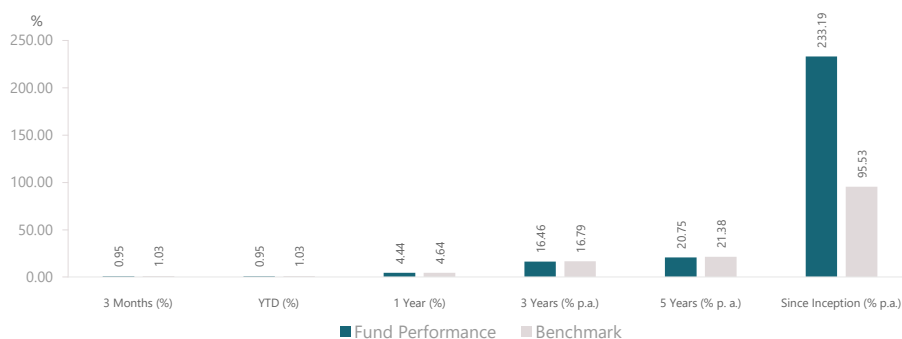
Definitions & Formulas

Standard deviation	A measure of how much returns deviate from their average, indicating the volatility of returns	$\sigma = \sqrt{\frac{\sum(R_i - \bar{R})^2}{N-1}}$
Sharpe indicator	A risk-adjusted ratio that measures excess return per unit of risk, relative to a risk-free rate	$SR = \frac{R_p - R_f}{\sigma_p}$
Tracking Error	The divergence between the returns of the fund and those of its benchmark	$TE = \sqrt{\frac{\sum(R_{p,t} - R_{b,t})^2}{N-1}}$
Beta	A measure of the fund's volatility relative to its benchmark	$\beta = \frac{Cov(R_p, R_b)}{Var(R_b)}$
Alpha	The fund's excess return relative to its benchmark, representing value added through active management	$\alpha = R_p - [R_f + \beta(R_b - R_f)]$
Information Index	A risk-adjusted ratio comparing the fund's active return to the volatility of those returns relative to its benchmark	$IR = \frac{R_p - R_b}{TE}$

Where:

R _p	Fund Return
R _b	Benchmark Return
R _f	risk-free rate
σ _p	standard deviation of fund returns
TE	Tracking error
N	number of observations

Performance (%)	3 Month	YTD	1 Year	3 Years	5 Years	Since Inception
Fund Performance	0.95	0.95	4.44	16.46	20.75	233.19
Benchmark performance	1.03	1.03	4.64	16.79	21.38	95.53
Performance difference	-0.08	-0.08	-0.20	-0.32	-0.63	137.65



Performance and risk standards

	3 Month	YTD	1 Year	3 Years	5 Years
Standard deviation	0.13%	0.13%	0.14%	0.23%	0.54%
Sharp indicator	(6.96)	(6.96)	(5.00)	(2.12)	(1.12)
Tracking error	0.16%	0.16%	0.13%	0.16%	0.18%
Beta	(4.95)	(4.95)	0.69	0.98	0.90
Alpha	2.01%	2.01%	0.10%	0.00%	0.02%
Information index	(2.10)	(2.10)	(1.51)	(0.60)	(0.60)

Price information

Unit Price	SAR	33.3185
Change in unit price (compared to previous quarter)		0.95%
Dual unit price for money market funds, and debt instruments funds with fixed income		N/A
Total units of the fund		9,096,770.68
Total net assets	SAR	302,741,270.38
P/E ratio		N/A

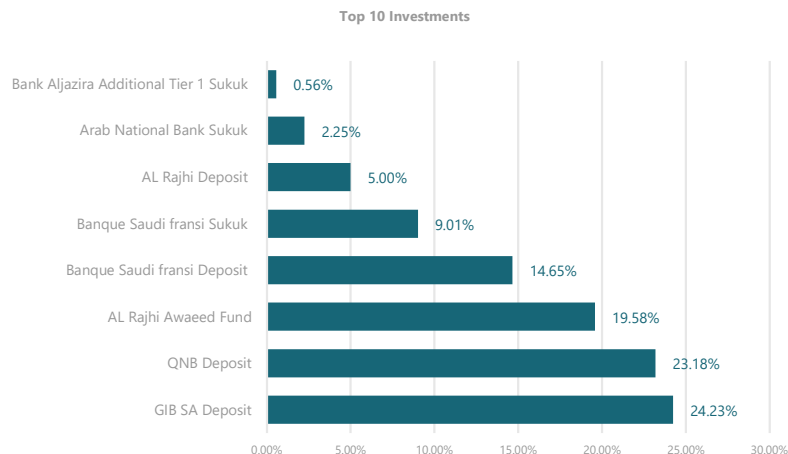
Fund information

Total expense ratio to net average assets (%)	0.45%
Total expense Value	360,162.97
Borrowing Value	0.00
Borrowing percentage to net assets value (%)	0.00%
Dealing expenses to net average assets	-
Percentage of dealing expenses to net average assets (%)	0.00 %
Amount of fund manager's investments to net asset value	0.00
Percentage of fund manager's investments to net asset value (%)	0.00%
Total dividends distributed in the relevant quarter	N/A
Number of existing units for which distributions have been made during the relevant quarter	N/A
The value of the dividends distributed during the relevant quarter for each unit	N/A
The percentage of distribution from the fund's net asset value	N/A
Eligibility for cash dividends distributed during the relevant quarter	N/A

Public

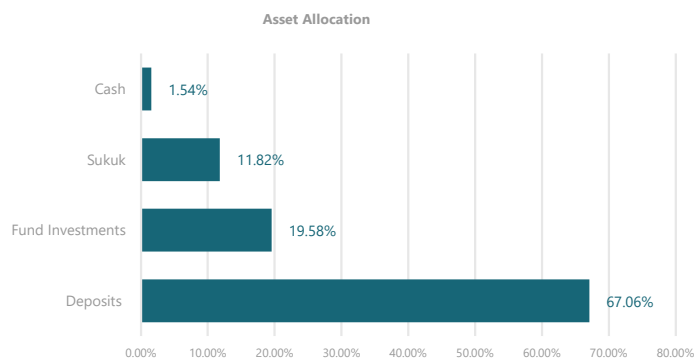
Top 10 Investments

	%
GIB SA Deposit	24.23%
QNB Deposit	23.18%
AL Rajhi Awaeed Fund	19.58%
Banque Saudi fransi Deposit	14.65%
Banque Saudi fransi Sukuk	9.01%
AL Rajhi Deposit	5.00%
Arab National Bank Sukuk	2.25%
Bank Aljazira Additional Tier 1 Sukuk	0.56%



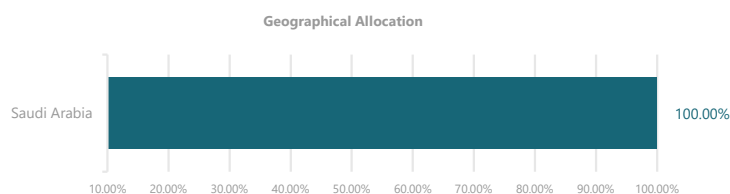
Asset Allocation

	%
Deposits	67.06%
Fund Investments	19.58%
Sukuk	11.82%
Cash	1.54%



Geographical Allocation

	%
Saudi Arabia	100%



Disclaimer

The performance illustrated in the report is neither an indication nor a guarantee of future returns. The value of the units is affected by price fluctuations. Therefore, the value of the units may rise. Investors are advised to consider their individual and financial circumstances and the suitability of the product to their investment objectives. Moreover, we highly recommend investors to obtain advice from experts in the investment fields.

*The top 10 holdings and the allocations are shown as of the beginning of the quarter.

Public

Credit Rating of the debt instruments for the top 10 Holdings

Money Market Fund	Rating						Outlook					
	Moody's		Fitch		S&P		Moody's		Fitch		S&P	
GIB Deposit	A2	28-Nov-24	A-	17-Apr-23	NR	23-Feb-16	Stable	28-Nov-24	Stable	3-Jul-23	-	
QNB Deposit	Aa3	16-May-16	A+	28-Mar-24	A+	8-Nov-22	Stable	29-Jan-24	Stable	28-Mar-24	Stable	8-Nov-22
Al Rajhi Aweed Fund	Aa3	14-May-24	A	8-Dec-25	A-	18-Mar-25	Stable	28-Nov-24	Stable	8-Dec-25	Stable	18-Mar-25
BSF Deposit	A1	28-Nov-24	A+	17-Apr-23	A-	29-Mar-23	Stable	28-Nov-24	Stable	17-Apr-23	Stable	29-Mar-23
BSF Sukuk	A1	28-Nov-24	A+	17-Apr-23	A-	29-Mar-23	Stable	28-Nov-24	Stable	17-Apr-23	Stable	29-Mar-23
ANB Sukuk	A1	28-Nov-24	A-	17-Apr-23	A-	29-Mar-23	Stable	28-Nov-24	Stable	17-Apr-23	Stable	29-Mar-23
AlJazira Sukuk	A3	28-Nov-24	A-	17-Apr-23	-	-	Stable	28-Nov-24	Stable	17-Apr-23	-	-

Issuances	Rating						Outlook					
	Moody's		Fitch		S&P		Moody's		Fitch		S&P	
GIB Deposit	-		-		-		-		-		-	
QNB Deposit	-		-		-		-		-		-	
Al Rajhi Aweed Fund	-		-		-		-		-		-	
BSF Deposit												
BSF Sukuk	-		-		-		-		-		-	
ANB Sukuk	-		-		-		-		-		-	
AlJazira Sukuk	-		-		-		-		-		-	

The debt instruments invested are not rated by the authorized credit rating agencies.

Contact Information

Phone Number	8001243232
Website	https://bsfcapital.sa/
Email	complaints@bsfcapital.sa

Disclaimer

The performance illustrated in the report is neither an indication nor a guarantee of future returns. The value of the units is affected by price fluctuations. Therefore, the value of the units may rise. Investors are advised to consider their individual and financial circumstances and the suitability of the product to their investment objectives. Moreover, we highly recommend investors to obtain advice from experts in the investment fields.

*The top 10 holdings and the allocations are shown as of the beginning of the quarter.

Public