

## Fund Objective

The Saudi Fransi Capital Fixed Income Fund is an open-ended investment fund that aims to achieve capital and income development by investing in Sukuk that comply with the criteria of the Fund's Shariah Compliant.

## Fund Facts

Inception Date	08 April 2022
Unit price upon offering	SAR 10
Fund size	SAR 27,889,688.79
Fund type	Open-ended fund compliant with the provisions of Islamic Sharia.
Currency	SAR
Risk Level	Medium
Benchmark	Ideal Ratings Global Sukuk Active Index-Price Return.
Number of distributions	Twice a year
Percentage of fees for the management of the invested funds	0.75% p.a. plus VAT on the net assets of the fund
Investment advisor and fund sub-manager	N/A
Number of days of the weighted average	2.54 years

## Details of the fund's ownership investments

Full ownership	100%
Usufruct right	N/A

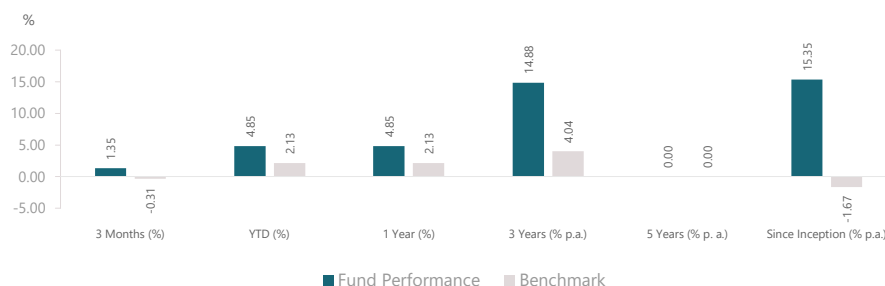
## Definitions & Formulas

Standard deviation	A measure of how much returns deviate from their average, indicating the volatility of returns	$\sigma = \sqrt{\frac{\sum (R_i - \bar{R})^2}{N-1}}$
Sharpe indicator	A risk-adjusted ratio that measures excess return per unit of risk, relative to a risk-free rate	$SR = \frac{R_p - R_f}{\sigma_p}$
Tracking Error	The divergence between the returns of the fund and those of its benchmark	$TE = \sqrt{\frac{\sum (R_{p,i} - R_{b,i})^2}{N-1}}$
Beta	A measure of the fund's volatility relative to its benchmark	$\beta = \frac{Cov(R_p, R_b)}{Var(R_b)}$
Alpha	The fund's excess return relative to its benchmark, representing value added through active management	$\alpha = R_p - [R_f + \beta(R_b - R_f)]$
Information Index	A risk-adjusted ratio comparing the fund's active return to the volatility of those returns relative to its benchmark	$IR = \frac{R_p - R_b}{TE}$

### Where:

Rp	Fund Return
Rb	Benchmark Return
Rf	risk-free rate
σp	standard deviation of fund returns
TE	Tracking error
N	number of observations

Performance	3 Month	YTD	1 Year	3 Years	5 Years	Since Inception
Fund Performance	1.35	4.85	4.85	14.88	N/A	15.35
Benchmark performance	-0.31	2.13	2.13	4.04	N/A	-1.67
Performance difference	1.66	2.72	2.72	10.84	N/A	17.02



## Performance and risk standards

	3 Month	YTD	1 Year	3 Years	5 Years
Standard deviation	0.34%	1.26%	1.26%	2.22%	NA
Sharp indicator	1.12	(0.36)	(0.36)	(0.46)	NA
Tracking error	0.65%	1.69%	1.69%	4.09%	NA
Beta	0.34	0.20	0.20	0.02	NA
Alpha	0.48%	0.36%	0.36%	0.39%	NA
Information index	10.23	1.60	1.60	0.83	NA

## Price information

Unit Price	SAR 10.7634
Change in unit price (compared to previous quarter)	1.35%
Dual unit price for money market funds, and debt instruments funds with fixed income	N/A
Total units of the fund	2,591,165.56
Total net assets	SAR 27,889,688.79
P/E ratio	N/A

## Fund information

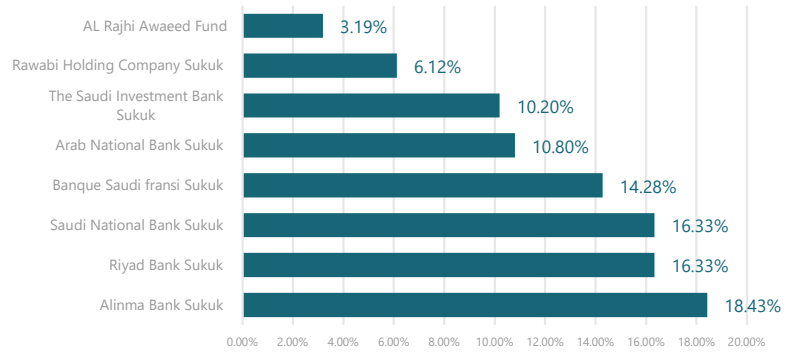
Total expense ratio to net average assets (%)	0.85%
Total expense Value	54,749.01
Borrowing percentage to net assets value (%)	0.00%
Dealing expenses to net average assets	-
Percentage of dealing expenses to net average assets (%)	0.00%
Amount of fund manager's investments to net asset value	0.00
Percentage of fund manager's investments to net asset value (%)	0.00%
Total dividends distributed in the relevant quarter	N/A
Number of existing units for which distributions have been made during the relevant quarter	N/A
The value of the dividends distributed during the relevant quarter for each unit	N/A
The percentage of distribution from the fund's net asset value	N/A
Eligibility for cash dividends distributed during the relevant quarter	N/A

Public

**Top 10 Investments**

	%
Alinma Bank Sukuk	18.43%
Riyad Bank Sukuk	16.33%
Saudi National Bank Sukuk	16.33%
Banque Saudi fransi Sukuk	14.28%
Arab National Bank Sukuk	10.80%
The Saudi Investment Bank Sukuk	10.20%
Rawabi Holding Company Sukuk	6.12%
AL Rajhi Awaheed Fund	3.19%

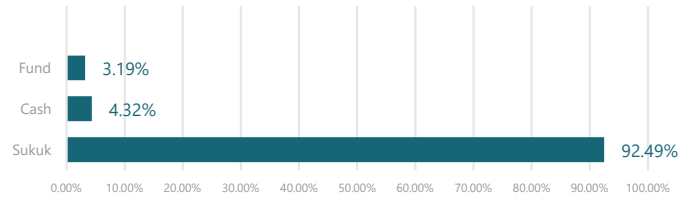
**Top 10 Investments**



**Asset Allocation**

	%
Sukuk	92.49%
Cash	4.32%
Fund	3.19%

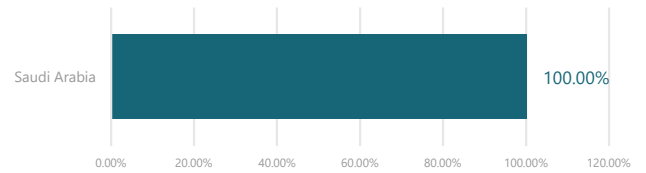
**Asset Allocation**



**Geographical Allocation**

	%
Saudi Arabia	100%

**Geographical Allocation**



**Disclaimer**

The performance illustrated in the report is neither an indication nor a guarantee of future returns. The value of the units is affected by price fluctuations. Therefore, the value of the units may rise. Investors are advised to consider their individual and financial circumstances and the suitability of the product to their investment objectives. Moreover, we highly recommend investors to obtain advice from experts in the investment fields.

Public

## Credit Rating of the debt instruments for the top 10 Holdings

AIBadr SAR	Rating						Outlook					
	Moody's		Fitch		S&P		Moody's		Fitch		S&P	
<b>Riyad</b>	Aa3	28-Nov-24	A-	17-Apr-23	A-	18-Mar-25	Stable	28-Nov-24	Stable	8-Jan-26	Stable	18-Mar-25
<b>SNB</b>	AA3u	28-Nov-24	A	8-Dec-25	A	18-Mar-25	Stable	28-Nov-24	Stable	8-Dec-25	Stable	18-Mar-25
<b>Al Rajhi</b>	Aa3	14-May-24	A+	8-Dec-25	A-	18-Mar-25	Stable	28-Nov-24	Stable	8-Dec-25	Stable	18-Mar-25
<b>BSF</b>	A1	28-Nov-24	A+	17-Apr-23	A-	29-Mar-23	Stable	28-Nov-24	Stable	17-Apr-23	-	29-Mar-23
<b>SAIB</b>	A3	28-Nov-24	A-	17-Apr-23	-	-	Stable	28-Nov-24	Stable	17-Apr-23	-	-
<b>Rawabi</b>												
<b>Al Rajhi Awaheed Fund</b>	Aa3	14-May-24	A+	8-Dec-25	A-	18-Mar-25	Stable	28-Nov-24	Stable	8-Dec-25	Stable	18-Mar-25
<b>SAIB</b>	A3	28-Nov-24	A-	17-Apr-23	-	-	Stable	28-Nov-24	Stable	17-Apr-23	-	-

Issuances	Rating						Outlook					
	Moody's		Fitch		S&P		Moody's		Fitch		S&P	
<b>Riyad</b>	-		-		-		-		-		-	
<b>SNB</b>	-		-		-		-		-		-	
<b>Al Rajhi</b>	Baa3	1/17/2025	-		-		-		-		-	
<b>BSF</b>	-		-		-		-		-		-	
<b>SAIB</b>	-		-		-		-		-		-	
<b>Rawabi</b>	-		-		-		-		-		-	
<b>Al Rajhi Awaheed Fund</b>	-		-		-		-		-		-	
<b>SAIB</b>	-		-		-		-		-		-	

The debt instruments invested are not rated by the authorized credit rating agencies.

## Contact Information

Phone Number	8001243232
Website	<a href="https://bsfcapital.sa/">https://bsfcapital.sa/</a>
Email	complaints@bsfcapital.sa

## Disclaimer

The performance illustrated in the report is neither an indication nor a guarantee of future returns. The value of the units is affected by price fluctuations. Therefore, the value of the units may rise. Investors are advised to consider their individual and financial circumstances and the suitability of the product to their investment objectives. Moreover, we highly recommend investors to obtain advice from experts in the investment fields.

Public