

Fund Objective

Saudi Istithmar Equity Fund is an open-ended equity fund that aims to achieve growth in the medium to long term that outperforms the benchmark by investing in stocks listed on the Saudi stock market.

Fund Facts

Fund Start Date	June 5, 1993
Unit price upon offering	SAR1,000
Fund size	SAR 562,537,705.87
Fund type	Open Ended Fund
Currency	SAR
Risk Level	High
Benchmark	S&P Saudi Arabia Domestic Total Return Index
Number of distributions	N/A
Percentage of fees for the management of the invested funds	1.75% p.a. plus VAT on the net assets of the fund funds
Investment advisor and fund sub-manager	N/A
Number of days of the weighted average	N/A
Full ownership	100%
Usufruct right	N/A

Details of the fund's ownership investments

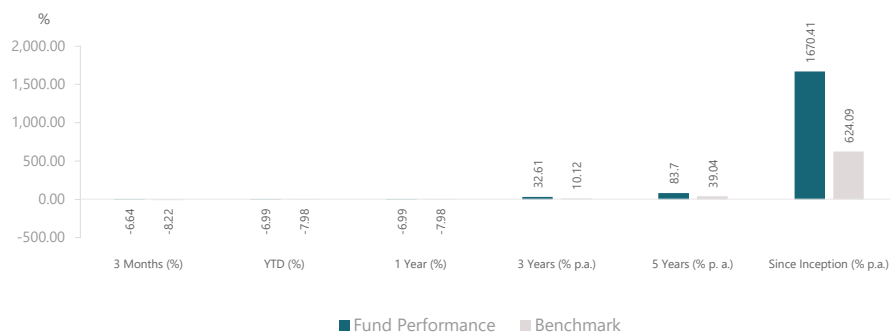
Definitions & Formulas

Standard deviation	A measure of how much returns deviate from their average, indicating the volatility of returns	$\sigma = \sqrt{\frac{\sum(R_i - \bar{R})^2}{N-1}}$
Sharpe indicator	A risk-adjusted ratio that measures excess return per unit of risk, relative to a risk-free rate	$SR = \frac{R_p - R_f}{\sigma_p}$
Tracking Error	The divergence between the returns of the fund and those of its benchmark	$TE = \sqrt{\frac{\sum(R_{p,t} - R_{b,t})^2}{N-1}}$
Beta	A measure of the fund's volatility relative to its benchmark	$\beta = \frac{Cov(R_p, R_b)}{Var(R_b)}$
Alpha	The fund's excess return relative to its benchmark, representing value added through active management	$\alpha = R_p - [R_f + \beta(R_b - R_f)]$
Information Index	A risk-adjusted ratio comparing the fund's active return to the volatility of those returns relative to its benchmark	$IR = \frac{R_p - R_b}{TE}$

Where:

R _p	Fund Return
R _b	Benchmark Return
R _f	risk-free rate
σ _p	standard deviation of fund returns
TE	Tracking error
N	number of observations

Performance (%)	3 Month	YTD	1 Year	3 Years	5 Years	Since Inception
Fund Performance	-6.64	-6.99	-6.99	32.61	83.70	1670.41
Benchmark performance	-8.22	-7.98	-7.98	10.12	39.04	624.09
Performance difference	1.58	0.99	0.99	22.49	44.66	1046.32



Performance and risk standards

	3 Month	YTD	1 Year	3 Years	5 Years
Standard deviation	11.49%	15.12%	15.12%	14.86%	14.99%
Sharp indicator	(2.49)	(0.81)	(0.81)	0.27	0.58
Tracking error	3.91%	4.78%	4.78%	6.20%	5.54%
Beta	1.04	1.03	1.03	1.02	0.96
Alpha	0.01%	0.01%	0.01%	0.04%	0.04%
Information index	1.27	0.21	0.21	1.06	1.10

Price information

Unit Price	SAR 17,704.09
Change in unit price (compared to previous quarter)	-6.64%
Dual unit price for money market funds, and debt instruments funds with fixed income	N/A
Total units of the fund	31,673.23
Total net assets	SAR 560,750,873.69
P/E ratio	(3.08)

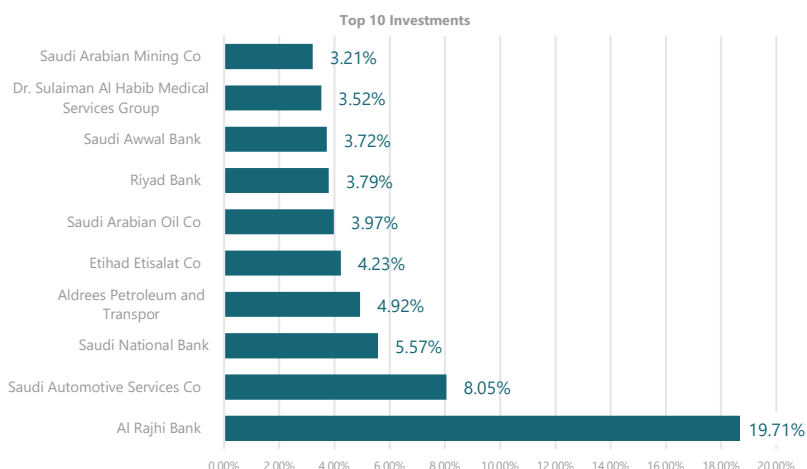
Fund information

Total expense ratio to net average assets (%)	2.28%
Total expense Value	3,350,150.04
Borrowing percentage to net assets value (%)	0.00%
Dealing expenses	SAR 204,959.60
Percentage of dealing expenses to net average assets (%)	0.14%
Amount of fund manager's investments to net asset value	0.00
Percentage of fund manager's investments to net asset value (%)	0.00%
Total dividends distributed in the relevant quarter	N/A
Number of existing units for which distributions have been made during the relevant quarter	N/A
The value of the dividends distributed during the relevant quarter for each unit	N/A
The percentage of distribution from the fund's net asset value	N/A
Eligibility for cash dividends distributed during the relevant quarter	N/A

Public

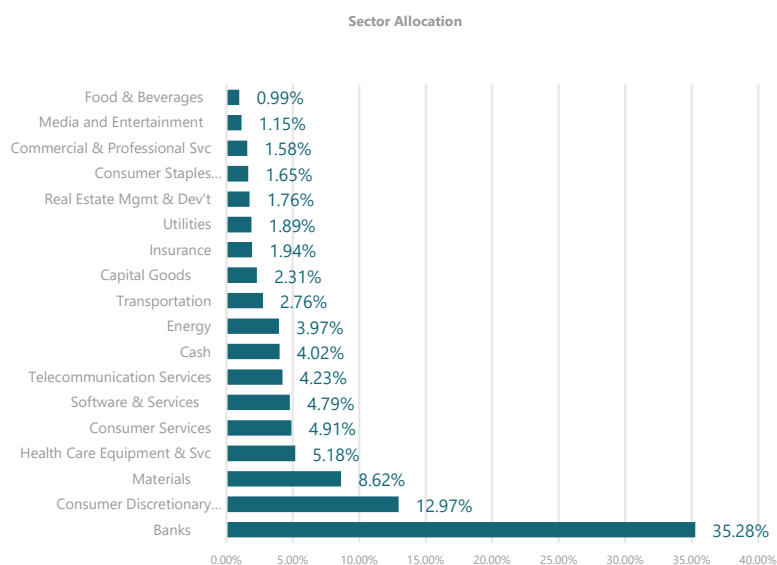
Top 10 Investments

	%
Al Rajhi Bank	19.71%
Saudi Automotive Services Co	8.05%
Saudi National Bank	5.57%
Aldrees Petroleum and Transpor	4.92%
Etihad Etisalat Co	4.23%
Saudi Arabian Oil Co	3.97%
Riyad Bank	3.79%
Saudi Awwal Bank	3.72%
Dr. Sulaiman Al Habib Medical Services Group	3.52%
Saudi Arabian Mining Co	3.21%



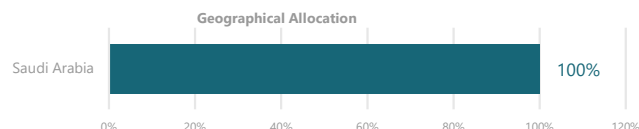
Sector Allocation

	%
Banks	35.28%
Consumer Discretionary Distribution & Retail	12.97%
Materials	8.62%
Health Care Equipment & Svc	5.18%
Consumer Services	4.91%
Software & Services	4.79%
Telecommunication Services	4.23%
Cash	4.02%
Energy	3.97%
Transportation	2.76%
Capital Goods	2.31%
Insurance	1.94%
Utilities	1.89%
Real Estate Mgmt & Dev't	1.76%
Consumer Staples Distribution & Retail	1.65%
Commercial & Professional Svc	1.58%
Media and Entertainment	1.15%
Food & Beverages	0.99%



Geographical Allocation

	%
Saudi Arabia	100%



Contact Information

Phone Number	8001243232
Website	https://bsfcapital.sa/
Email	complaints@bsfcapital.sa

Disclaimer

The performance illustrated in the report is neither an indication nor a guarantee of future returns. The value of the units is affected by price fluctuations. Therefore, the value of the units may rise. Investors are advised to consider their individual and financial circumstances and the suitability of the product to their investment objectives. Moreover, we highly recommend investors to obtain advice from experts in the investment fields

*The top 10 holdings and the allocations are shown as of the beginning of the quarter.

Public