

Saudi Fransi Capital Fixed Income Fund Class A

Quarter 3 Statement – September 2025



Fund Objective

The Saudi Fransi Capital Fixed Income Fund is an open-ended investment fund that aims to achieve capital and income development by investing in Sukuk that comply with the criteria of the Fund's Shariah Compliant.

Fund Facts

Inception Date	08 April 2022
Unit price upon offering	SAR 10
Fund size	SAR 25,547,177.01
Fund type	Open-ended fund compliant with the provisions of Islamic Sharia.
Currency	SAR
Risk Level	Medium
Benchmark	Ideal Ratings Global Sukuk Active Index-Price Return.
Number of distributions	Twice a year
Percentage of fees for the management of the invested funds	0.5% p.a. plus VAT on the net assets of the fund
Investment advisor and fund sub-manager	N/A
Number of days of the weighted average	2.86 years

Details of the fund's ownership investments

Full ownership	100%
Usufruct right	N/A

Definitions & Formulas

Standard deviation	A measure of how much returns deviate from their average, indicating the volatility of returns	$\sigma = \sqrt{\frac{\sum(R_i - \bar{R})^2}{N-1}}$
Sharpe indicator	A risk-adjusted ratio that measures excess return per unit of risk, relative to a risk-free rate	$SR = \frac{R_p - R_f}{\sigma_p}$
Tracking Error	The divergence between the returns of the fund and those of its benchmark	$TE = \sqrt{\frac{\sum(R_{p,i} - R_{b,i})^2}{N-1}}$
Beta	A measure of the fund's volatility relative to its benchmark	$\beta = \frac{Cov(R_p, R_b)}{Var(R_b)}$
Alpha	The fund's excess return relative to its benchmark, representing value added through active management	$\alpha = R_p - [R_f + \beta(R_b - R_f)]$
Information Index	A risk-adjusted ratio comparing the fund's active return to the volatility of those returns relative to its benchmark	$IR = \frac{R_p - R_b}{TE}$

Where:

Rp	Fund Return
Rb	Benchmark Return
Rf	risk-free rate
σp	standard deviation of fund returns
TE	Tracking error
N	number of observations

Performance	3 Month	YTD	1 Year	3 Years	5 Years	Since Inception
Fund Performance	1.27	3.69	4.88	15.49	N/A	14.70
Benchmark performance	1.18	2.45	0.32	5.36	N/A	-1.37
Performance difference	0.09	1.24	4.57	10.14	N/A	16.07



Performance and risk standards

	3 Month	YTD	1 Year	3 Years	5 Years
Standard deviation	1.57%	1.44%	1.24%	2.54%	NA
Sharp indicator	(0.11)	(0.29)	(0.45)	(0.34)	NA
Tracking error	2.30%	1.77%	2.29%	4.13%	NA
Beta	(0.62)	0.27	0.09	0.15	NA
Alpha	0.67%	0.33%	0.40%	0.38%	NA
Information index	0.16	0.95	1.99	0.77	NA

Price information

Unit Price	SAR 10.7062
Change in unit price (compared to previous quarter)	1.27%
Dual unit price for money market funds, and debt instruments funds with fixed income	N/A
Total units of the fund	2,386,200.00
Total net assets	SAR 25,547,177.01
P/E ratio	N/A

Fund information

Total expense ratio to net average assets (%)	1.48%
Borrowing percentage to net assets value (%)	0.00%
Dealing expenses to net average assets	-
Percentage of dealing expenses to net average assets (%)	0.00%
Amount of fund manager's investments to net asset value	0.00
Percentage of fund manager's investments to net asset value (%)	0.00%
Total dividends distributed in the relevant quarter	144,234.58
Number of existing units for which distributions have been made during the relevant quarter	2,386,200.00
The value of the dividends distributed during the relevant quarter for each unit	0.060445
The percentage of distribution from the fund's net asset value	0.56%
Eligibility for cash dividends distributed during the relevant quarter	27 Aug 2025

Public

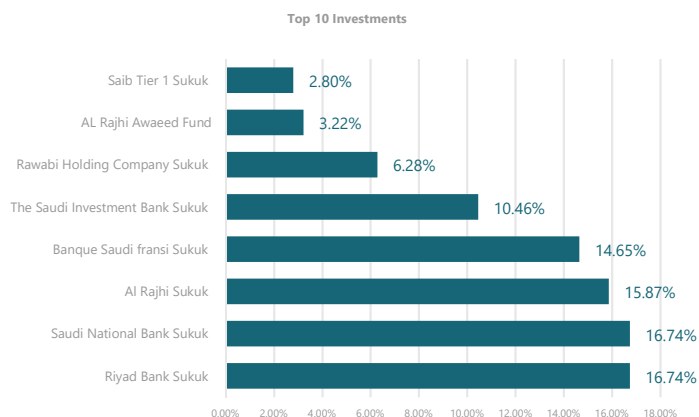
Saudi Fransi Capital Fixed Income Fund Class A

Quarter 3 Statement – September 2025



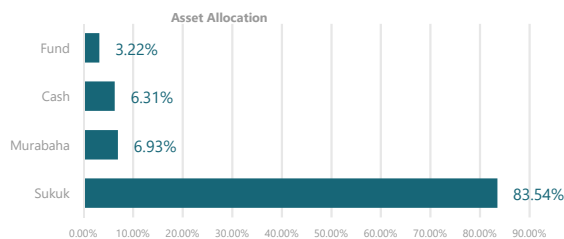
Top 10 Investments

	%
Riyad Bank Sukuk	16.74%
Saudi National Bank Sukuk	16.74%
Al Rajhi Sukuk	15.87%
Banque Saudi fransi Sukuk	14.65%
The Saudi Investment Bank Sukuk	10.46%
Rawabi Holding Company Sukuk	6.28%
AL Rajhi Awaeed Fund	3.22%
Saib Tier 1 Sukuk	2.80%



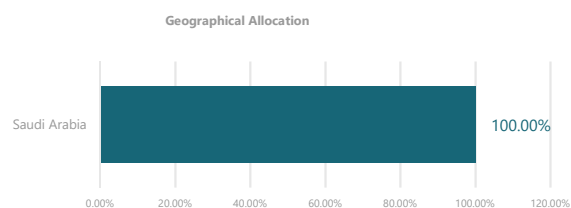
Asset Allocation

	%
Sukuk	83.54%
Murabaha	6.93%
Cash	6.31%
Fund	3.22%



Geographical Allocation

	%
Saudi Arabia	100%



Disclaimer

The performance illustrated in the report is neither an indication nor a guarantee of future returns. The value of the units is affected by price fluctuations. Therefore, the value of the units may rise. Investors are advised to consider their individual and financial circumstances and the suitability of the product to their investment objectives. Moreover, we highly recommend investors to obtain advice from experts in the investment fields.

Public

Credit Rating of the debt instruments for the top 10 Holdings

Counterparty	Date	Moody's		Date	S&P		Date	Fitch		Date	Capital Intelligence
BSF	2024	A1	Stable	2023	A-	Stable	2023	A-	Stable		
Al Inma	2024	A2	Stable	2024	A-	Stable	2023	A-	Stable		
SAIB	2024	A2	Stable	2025	BBB+	Stable	2023	A-	Stable		
SNB	2024	Aa3u	Stable	2025	A-	Stable	2023	A-	Stable		
Rawabi		-	-		-	-		-	-	2023	saA
ANB	2024	A1	Stable	2023	A-	Stable	2023	A-	Stable		
BJAZ	2024	A3	Stable	-	-		2023	A-	Stable		
Rajhi	2024	Aa3	Stable	2025	A	Stable	2023	A-	Stable		
Al Riyadh	2024	A1	Stable	2025	A	Stable	2023	A-	Stable		

Issuances	Date	Moody's		Date	S&P		Date	Fitch		Date	Capital Intelligence
Al Inma	-	-	-	-	-	-	-	-	-		
SAIB	-	-	-	-	-	-	-	-	-		
SNB	-	-	-	-	-	-	-	-	-		
BSF	-	-	-	-	-	-	-	-	-		
Rawabi		-	-		-	-		-	-	2023	saA
ANB	-	-	-	-	-	-	-	-	-		
BJAZ											
Rajhi	2025	Baa3									
Al Riyadh	-	-	-	-	-	-	-	-	-		

The debt instruments invested are not rated by the authorized credit rating agencies.

Contact Information

Phone Number	8001243232
Website	https://bsfcapital.sa/
Email	complaints@bsfcapital.sa

Disclaimer

The performance illustrated in the report is neither an indication nor a guarantee of future returns. The value of the units is affected by price fluctuations. Therefore, the value of the units may rise. Investors are advised to consider their individual and financial circumstances and the suitability of the product to their investment objectives. Moreover, we highly recommend investors to obtain advice from experts in the investment fields.

Public