

Al-Badr Murabaha Fund - SAR

Quarter 3 Statement – September 2025



Fund Objective

Al-Badr Murabaha Fund - SAR is an open-ended money market fund aimed at achieving returns by investing in financial instruments that are subject to the provisions of Islamic Shariah while preserving capital and providing liquidity.

Fund Facts

Inception Date	01 September 1999
Unit price upon offering	SAR 10
Fund size	SAR 1,691,917,046.28
Fund type	Open-ended Shari'a Compliant Fund
Currency	SAR
Risk Level	Low Risk
Benchmark	1 Week SAR deposit rate-20bps.
Number of distributions	N/A
Percentage of fees for the management of the invested funds	A maximum of 0.50% p.a. plus applicable VAT of the fund net assets value
Investment advisor and fund sub-manager	N/A
Number of days of the weighted average	173.22

Details of the fund's ownership investments

Full ownership	100%
Usufruct right	N/A

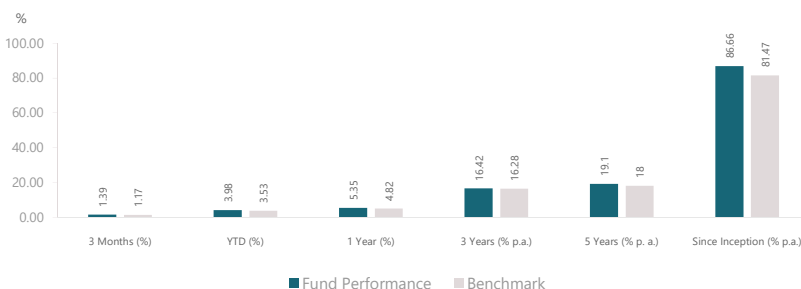
Definitions & Formulas

Standard deviation	A measure of how much returns deviate from their average, indicating the volatility of returns	$\sigma = \sqrt{\frac{\sum (R_i - \bar{R})^2}{N-1}}$
Sharpe indicator	A risk-adjusted ratio that measures excess return per unit of risk, relative to a risk-free rate	$SR = \frac{R_p - R_f}{\sigma_p}$
Tracking Error	The divergence between the returns of the fund and those of its benchmark	$TE = \sqrt{\frac{\sum (R_{p,t} - R_{b,t})^2}{N-1}}$
Beta	A measure of the fund's volatility relative to its benchmark	$\beta = \frac{Cov(R_p, R_b)}{Var(R_b)}$
Alpha	The fund's excess return relative to its benchmark, representing value added through active management	$\alpha = R_p - [R_f + \beta(R_b - R_f)]$
Information Index	A risk-adjusted ratio comparing the fund's active return to the volatility of those returns relative to its benchmark	$IR = \frac{R_p - R_b}{TE}$

Where:

R _p	Fund Return
R _b	Benchmark Return
R _f	risk-free rate
σ _p	standard deviation of fund returns
TE	Tracking error
N	number of observations

Performance (%)	3 Month	YTD	1 Year	3 Years	5 Years	Since Inception
Fund Performance	1.39	3.98	5.35	16.42	19.10	86.66
Benchmark performance	1.17	3.53	4.82	16.28	18.00	81.47
Performance difference	0.22	0.45	0.53	0.14	1.09	5.19



Performance and risk standards

	3 Month	YTD	1 Year	3 Years	5 Years
Standard deviation	0.01%	0.11%	0.11%	0.24%	0.61%
Sharp indicator	21.26	(0.38)	(0.83)	(2.37)	(0.77)
Tracking error	0.03%	0.11%	0.11%	0.19%	0.17%
Beta	(0.11)	0.99	0.20	1.07	0.92
Alpha	0.50%	0.05%	0.36%	-0.03%	0.04%
Information index	31.26	5.66	4.65	0.23	1.15

Price information

Unit Price	SAR	18.6659
Change in unit price (compared to previous quarter)		1.39%
Dual unit price for money market funds, and debt instruments funds with fixed income		N/A
Total units of the fund		90,520,252.00
Total net assets	SAR	1,684,806,835.76
P/E ratio		N/A

Fund information

Total expense ratio to net average assets (%)	0.43%
Borrowing percentage to net assets value (%)	0.00%
Dealing expenses to net average assets	-
Percentage of dealing expenses to net average assets (%)	0.00 %
Amount of fund manager's investments to net asset value	0.00
Percentage of fund manager's investments to net asset value (%)	0.00%
Total dividends distributed in the relevant quarter	N/A
Number of existing units for which distributions have been made during the relevant quarter	N/A
The value of the dividends distributed during the relevant quarter for each unit	N/A
The percentage of distribution from the fund's net asset value	N/A
Eligibility for cash dividends distributed during the relevant quarter	N/A

Public

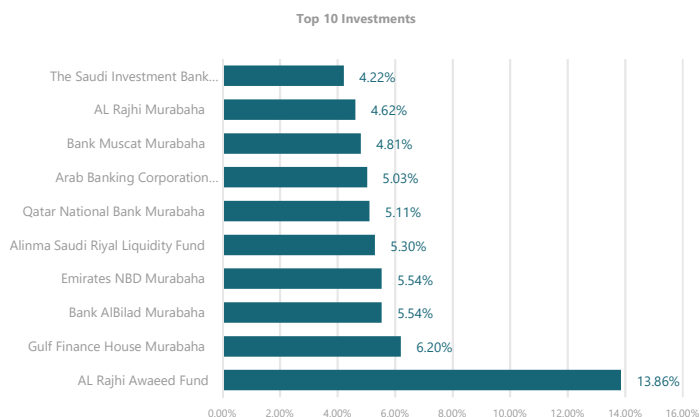
Al-Badr Murabaha Fund - SAR

Quarter 3 Statement – September 2025



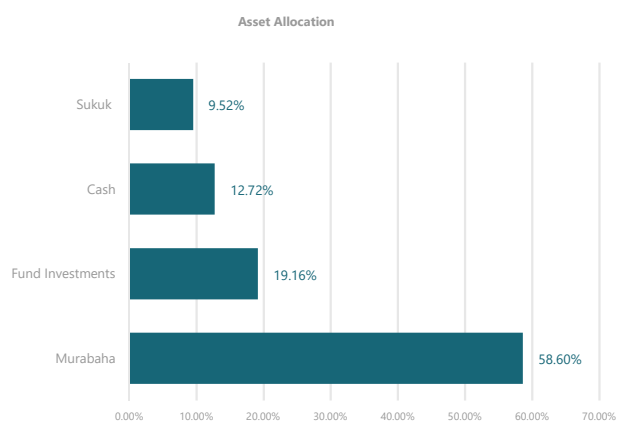
Top 10 Investments

	%
AL Rajhi Awaeed Fund	13.86%
Gulf Finance House Murabaha	6.20%
Bank AlBilad Murabaha	5.54%
Emirates NBD Murabaha	5.54%
Alinma Saudi Riyal Liquidity Fund	5.30%
Qatar National Bank Murabaha	5.11%
Arab Banking Corporation Murabaha	5.03%
Bank Muscat Murabaha	4.81%
AL Rajhi Murabaha	4.62%
The Saudi Investment Bank Murabaha	4.22%



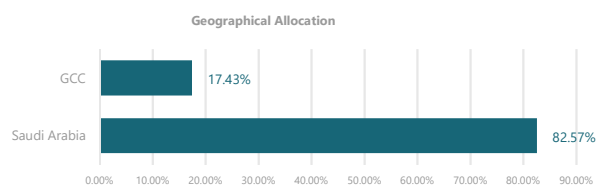
Asset Allocation

	%
Murabaha	58.60%
Fund Investments	19.16%
Cash	12.72%
Sukuk	9.52%



Geographical Allocation

	%
Saudi Arabia	82.57%
GCC	17.43%



Contact Information

Phone Number	8001243232
Website	https://bsfcapital.sa/
Email	complaints@bsfcapital.sa

Disclaimer

The performance illustrated in the report is neither an indication nor a guarantee of future returns. The value of the units is affected by price fluctuations. Therefore, the value of the units may rise. Investors are advised to consider their individual and financial circumstances and the suitability of the product to their investment objectives. Moreover, we highly recommend investors to obtain advice from experts in the investment fields.

*The top 10 holdings and the allocations are shown as of the beginning of the quarter.

Public