

# Al Qasr Real Estate & Construction Equity Trading Fund

Quarter 2 Statement – June 2025



## Fund Objective

Al Qasr Real Estate & Construction Equity Trading Fund is an open-end equity fund that aims to achieve medium and long-term capital growth by investing in listed companies compliant with the provisions of Islamic Shariah and which achieve a large part of their returns directly or indirectly through the real estate and construction sectors in the GCC countries (Saudi Arabia, United Arab Emirates, Kuwait, Qatar, Oman and Bahrain).

The Fund Manager may also invest in the listed markets of the real estate and construction sectors by up to 20% in other Arab countries, the Middle East and North Africa.

## Fund Facts

Inception Date	16 April 2007
Unit price upon offering	SAR 10
Fund size	SAR 19,920,857.58
Fund type	An open-ended fund compliant with the provisions of Islamic Sharia.
Currency	Saudi Riyal
Risk Level	High
Benchmark	GCC Shariah Capped Real Estate & Construction Equity Index
Number of distributions	N/A
Percentage of fees for the management of the invested funds	1.75% p.a. plus VAT on the net assets of the fund
Investment advisor and fund sub-manager	N/A
Number of days of the weighted average	N/A

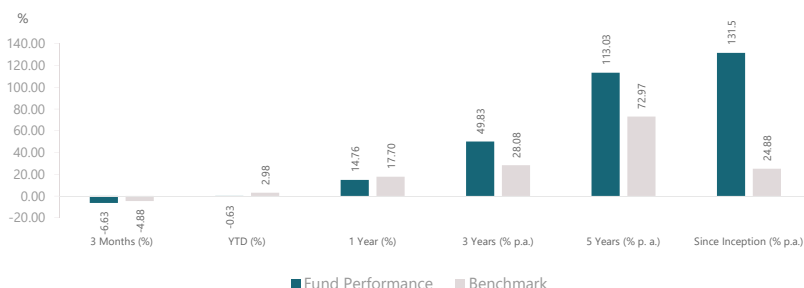
## Details of the fund's ownership investments

Full ownership	100%
Usufruct right	N/A

## Definitions

Standard deviation	Based on the price return of the quarter
Sharpe indicator	(Fund return – Risk Free Rate / Standard deviation)
Tracking Error	Standard deviation of daily excess return of the fund over benchmark
Beta	Measure of fund volatility to the benchmark
Alpha	The excess return on an investment after adjusting for market-related volatility
Information Index	Excess return of the portfolio over the benchmark / Tracking error

Revenue	3 Month	YTD	1 Year	3 Years	5 Years	Since Inception
Fund Performance	-6.63	-0.63	14.76	49.83	113.03	131.50
Benchmark performance	-4.88	2.98	17.70	28.08	72.97	24.88
Performance difference	-1.75	-3.61	-2.94	21.75	40.06	106.63



## Performance and risk standards

	3 Month	YTD	1 Year	3 Years	5 Years
Standard deviation	25.75%	19.83%	17.19%	15.17%	14.23%
Sharp indicator	(1.11)	(0.34)	0.53	0.58	0.88
Tracking error	5.51%	4.78%	5.34%	5.81%	5.51%
Beta	1.11	1.07	1.06	1.06	0.99
Alpha	-0.05%	-0.07%	-0.03%	0.05%	0.04%
Information index	(1.03)	(1.54)	(0.55)	1.00	0.86

## Price information

Unit Price	SAR 23.1504
Change in unit price (compared to previous quarter)	-6.63%
Dual unit price for money market funds, and debt instruments funds with fixed income	N/A
Total units of the fund	856,467.99
Total net assets	SAR 19,827,594.81
P/E ratio	(4.31)

## Fund information

Total expense ratio to net average assets (%)	2.54%
Borrowing percentage to net assets value (%)	0.00%
Dealing expenses to net average assets	SAR 3,059.47
Percentage of dealing expenses to net average assets (%)	0.06%
Amount of fund manager's investments to net asset value	0.00
Percentage of fund manager's investments to net asset value (%)	0.00%
Distributed profits	N/A
Percentage of Distributed profits	N/A

Public

# Al Qasr Real Estate & Construction Equity Trading Fund

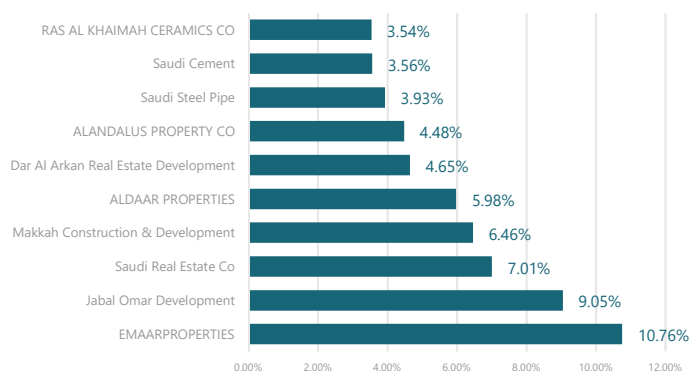
Quarter 2 Statement – June 2025



## Top 10 Investments

	%
EMAARPROPERTIES	10.76%
Jabal Omar Development	9.05%
Saudi Real Estate Co	7.01%
Makkah Construction & Development	6.46%
ALDAAR PROPERTIES	5.98%
Dar Al Arkan Real Estate Development	4.65%
ALANDALUS PROPERTY CO	4.48%
Saudi Steel Pipe	3.93%
Saudi Cement	3.56%
RAS AL KHAIMAH CERAMICS CO	3.54%

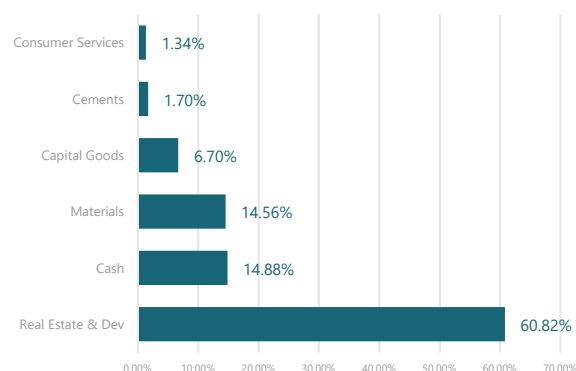
Top 10 Investments



## Sector Allocation

	%
Real Estate & Dev	60.82%
Cash	14.88%
Materials	14.56%
Capital Goods	6.70%
Cements	1.70%
Consumer Services	1.34%

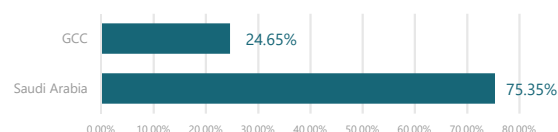
Sector Allocation



## Geographical Allocation

	%
Saudi Arabia	75.35%
GCC	24.65%

Geographical Allocation



## Contact Information

Phone Number	8001243232
Website	/https://bsfcapital.sa
Email	complaints@bsfcapital.sa

## Disclaimer

The performance illustrated in the report is neither an indication nor a guarantee of future returns. The value of the units is affected by price fluctuations. Therefore, the value of the units may rise. Investors are advised to consider their individual and financial circumstances and the suitability of the product to their investment objectives. Moreover, we highly recommend investors to obtain advice from experts in the investment fields.

\*The top 10 holdings and the allocations are shown as of the beginning of the quarter.

Public