

Fund Objective

Saudi Istithmar Equity Fund is an open-ended equity fund that aims to achieve growth in the medium to long term that outperforms the benchmark by investing in stocks listed on the Saudi stock market.

Fund Facts

Fund Start Date	June 5, 1993
Unit price upon offering	SAR1,000
Fund size	SAR 633,331,739.68
Fund type	Open Ended Fund
Currency	SAR
Risk Level	High
Benchmark	S&P Saudi Arabia Domestic Total Return Index
Number of distributions	N/A
Percentage of fees for the management of the invested funds	1.75% p.a. plus VAT on the net assets of the fund
Investment advisor and fund sub-manager	N/A
Number of days of the weighted average	N/A

Details of the fund's ownership investments

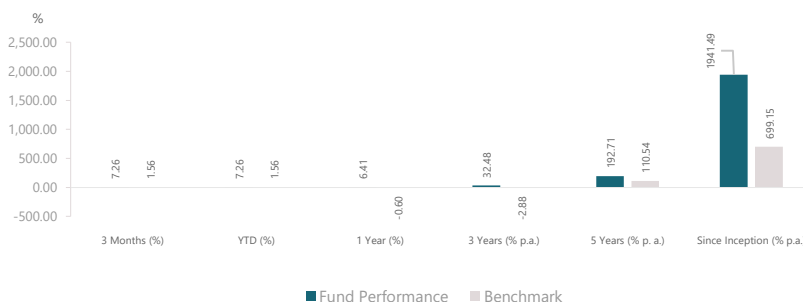
Full ownership	100%
Usufruct right	N/A

Definitions

Standard deviation	Based on the price return of the quarter
Sharpe indicator	(Fund return – Risk Free Rate / Standard deviation
Tracking Error	Standard deviation of daily excess return of the fund over benchmark
Beta	Measure of fund volatility to the benchmark
Alpha	The excess return on an investment after adjusting for market-related volatility
Information Index	Excess return of the portfolio over the benchmark / Tracking error

Revenue (%)

	3 Month	YTD	1 Year	3 Years	5 Years	Since Inception
Fund Performance	7.26	7.26	6.41	32.48	192.71	1941.49
Benchmark performance	1.56	1.56	-0.60	-2.88	110.54	699.15
Performance difference	5.70	5.70	7.01	35.36	82.18	1242.34



Performance and risk standards

	3 Month	YTD	1 Year	3 Years	5 Years
Standard deviation	9.39%	9.39%	13.67%	15.63%	14.78%
Sharp indicator	3.11	3.11	0.05	0.28	1.38
Tracking error	5.28%	5.28%	6.29%	6.27%	5.61%
Beta	0.92	0.92	0.98	0.96	0.92
Alpha	0.15%	0.15%	0.04%	0.07%	0.05%
Information index	5.28	5.28	1.13	1.72	1.41

Price information

Unit Price	SAR 20,414.8660
Change in unit price (compared to previous quarter)	7.26%
Dual unit price for money market funds, and debt instruments funds with fixed income	N/A
Total units of the fund	30,835.07
Total net assets	SAR 629,493,888.45
P/E ratio	3.61

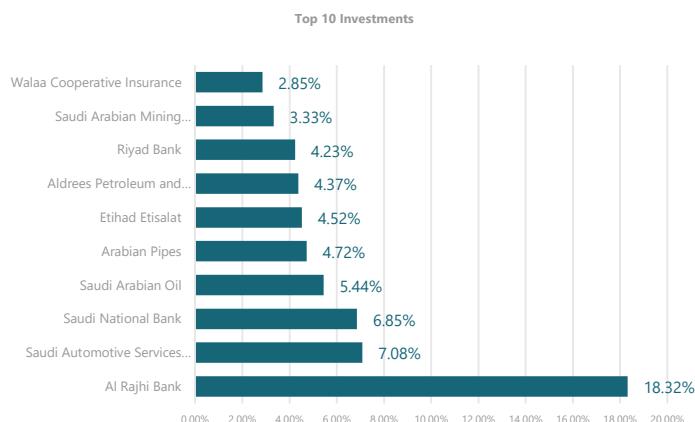
Fund information

Total expense ratio to net average assets (%)	2.10%
Borrowing percentage to net assets value (%)	0.00%
Dealing expenses	SAR 170,788.56
Percentage of dealing expenses to net average assets (%)	0.11%
Amount of fund manager's investments to net asset value	0.00
Percentage of fund manager's investments to net asset value (%)	0.00%
Distributed profits	N/A
Percentage of Distributed profits	N/A

Public

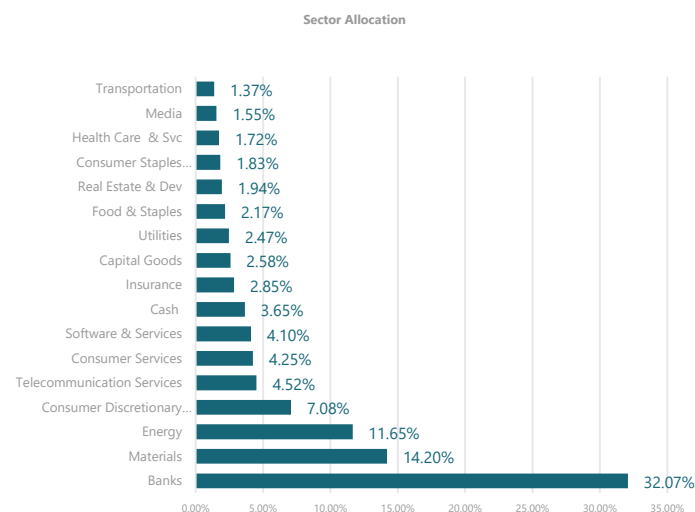
Top 10 Investments

	%
Al Rajhi Bank	18.32%
Saudi Automotive Services (SASCO)	7.08%
Saudi National Bank	6.85%
Saudi Arabian Oil	5.44%
Arabian Pipes	4.72%
Etihad Etisalat	4.52%
Aldrees Petroleum and Transport Services	4.37%
Riyad Bank	4.23%
Saudi Arabian Mining Company	3.33%
Walaa Cooperative Insurance	2.85%



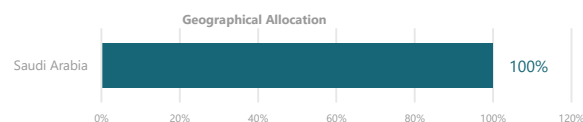
Sector Allocation

	%
Banks	32.07%
Materials	14.20%
Energy	11.65%
Consumer Discretionary Distribution & Retail	7.08%
Telecommunication Services	4.52%
Consumer Services	4.25%
Software & Services	4.10%
Cash	3.65%
Insurance	2.85%
Capital Goods	2.58%
Utilities	2.47%
Food & Staples	2.17%
Real Estate & Dev	1.94%
Consumer Staples Distribution & Retail	1.83%
Health Care & Svc	1.72%
Media	1.55%
Transportation	1.37%



Geographical Allocation

	%
Saudi Arabia	100%



Contact Information

Phone Number	8001243232
Website	https://bsfcapital.sa/
Email	complaints@bsfcapital.sa

Disclaimer

The performance illustrated in the report is neither an indication nor a guarantee of future returns. The value of the units is affected by price fluctuations. Therefore, the value of the units may rise. Investors are advised to consider their individual and financial circumstances and the suitability of the product to their investment objectives. Moreover, we highly recommend investors to obtain advice from experts in the investment fields

*The top 10 holdings and the allocations are shown as of the beginning of the quarter.

Public