

# Al Saffa Saudi Equity Trading Fund

Quarter 3 Statement – September 2024



## Fund Objective

Al Saffa Saudi Equity Trading Fund is an open-ended equity fund that aims to achieve growth in the medium to long term that exceeds the benchmark by investing in shares listed on the Saudi stock market that are in compliance with Islamic law.

## Fund Facts

Inception Date	17 July 2005
Unit price upon offering	SAR 10.00
Fund size	SAR 916,541,870.70
Fund type	An open-ended fund compliant with the provisions of Islamic Sharia.
Currency	SAR
Risk Level	High
Benchmark	S&P Saudi Arabia Shariah Domestic Total Return Index
Number of distributions	N/A
Percentage of fees for the management of the invested funds	1.75% p.a. plus VAT on the net assets of the fund
Investment advisor and fund sub-manager	N/A
Number of days of the weighted average	N/A

## Details of the fund's ownership investments

Full ownership	100 %
Usufruct right	N/A

## Definitions

Standard deviation	Based on the price return of the quarter
Sharpe indicator	(Fund return – Risk Free Rate / Standard deviation)
Tracking Error	Standard deviation of daily excess return of the fund over benchmark
Beta	Measure of fund volatility to the benchmark
Alpha	The excess return on an investment after adjusting for market-related volatility
Information Index	Excess return of the portfolio over the benchmark / Tracking error

Revenue (%)	3 Month	YTD	1 Year	3 Years	5 Years	Since Inception
Fund Performance	7.02	8.68	28.31	49.77	140.02	218.42
Benchmark performance	7.58	6.92	17.17	16.09	85.95	28.86
Performance difference	-0.56	1.76	11.14	33.68	54.07	189.57



## Performance and risk standards

	3 Month	YTD	1 Year	3 Years	5 Years
Standard deviation	2.51%	19.89%	22.56%	19.65%	19.24%
Sharp indicator	9.90	0.27	0.97	0.50	0.82
Tracking error	2.11%	8.44%	9.13%	6.04%	5.71%
Beta	0.55	1.35	1.31	1.01	1.00
Alpha	0.93%	-0.03%	0.42%	0.72%	0.44%
Information index	(1.30)	0.28	1.21	1.54	1.04

## Price information

Unit Price	SAR 31.8423
Change in unit price (compared to previous quarter)	7.02%
Dual unit price for money market funds, and debt instruments funds with fixed income	N/A
Total units of the fund	28,458,595.88
Total net assets	SAR 906,535,534.15
P/E ratio	3.87

## Fund information

Total expense ratio to net average assets (%)	2.29%
Borrowing percentage to net assets value (%)	0.00%
Dealing expenses to net average assets	SAR 350,299.00
Percentage of dealing expenses to net average assets (%)	0.16%
Amount of fund manager's investments to net asset value	0.00
Percentage of fund manager's investments to net asset value (%)	0.00%
Distributed profits	N/A
Percentage of Distributed profits	N/A

Public

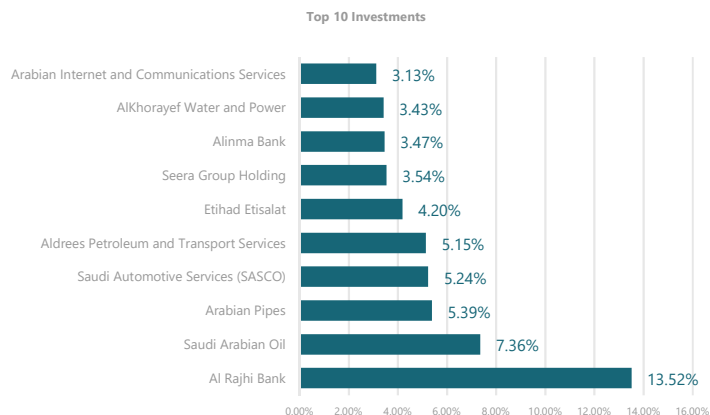
# Al Saffa Saudi Equity Trading Fund

Quarter 3 Statement – September 2024



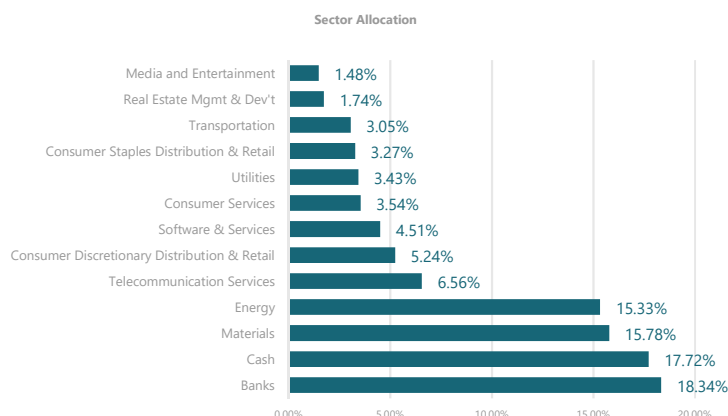
## Top 10 Investments

	%
Al Rajhi Bank	13.52%
Saudi Arabian Oil	7.36%
Arabian Pipes	5.39%
Saudi Automotive Services (SASCO)	5.24%
Aldrees Petroleum and Transport Services	5.15%
Etihad Etisalat	4.20%
Seera Group Holding	3.54%
Alinma Bank	3.47%
AlKhorayef Water and Power	3.43%
Arabian Internet and Communications Services	3.13%



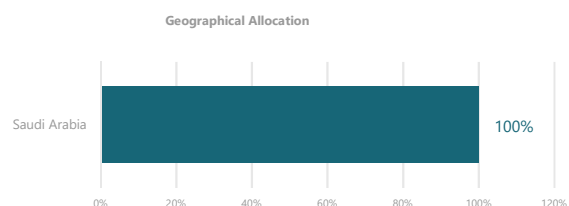
## Sector Allocation

	%
Banks	18.34%
Cash	17.72%
Materials	15.78%
Energy	15.33%
Telecommunication Services	6.56%
Consumer Discretionary Distribution & Retail	5.24%
Software & Services	4.51%
Consumer Services	3.54%
Utilities	3.43%
Consumer Staples Distribution & Retail	3.27%
Transportation	3.05%
Real Estate Mgmt & Dev't	1.74%
Media and Entertainment	1.48%



## Geographical Allocation

	%
Saudi Arabia	100%



## Contact Information

Phone Number	8001243232
Website	<a href="https://bsfcapital.sa/">https://bsfcapital.sa/</a>
Email	<a href="mailto:complaints@bsfcapital.sa">complaints@bsfcapital.sa</a>

## Disclaimer

The performance illustrated in the report is neither an indication nor a guarantee of future returns. The value of the units is affected by price fluctuations. Therefore, the value of the units may rise. Investors are advised to consider their individual and financial circumstances and the suitability of the product to their investment objectives. Moreover, we highly recommend investors to obtain advice from experts in the investment fields.

Public

\*The top 10 holdings and the allocations are shown as of the beginning of the quarter.