

# Al-Badr Murabaha Fund- US Dollars

Quarter 3 Statement – Sep 2024



## Fund Objective

Al-Badr Murabaha Fund- US Dollars is an open-ended money market fund aimed at achieving returns by investing in financial instruments that are subject to the provisions of Islamic Shariah while preserving capital and providing liquidity.

## Fund Facts

Inception Date	18 August 1997
Unit price upon offering	USD 1
Fund size	USD 52,871,558.11
Fund type	Open-Ended Shariah-Compliant
Currency	USD
Risk Level	Low Risk
Benchmark	1 month average Secured Overnight Financing Rates (SOFR) + 10 bps
Number of distributions	N/A
Percentage of fees for the management of the invested funds	A maximum of 0.50% p.a. plus applicable VAT of the fund net assets value
Investment advisor and fund sub-manager	N/A
Number of days of the weighted average	145.32

## Details of the fund's ownership investments

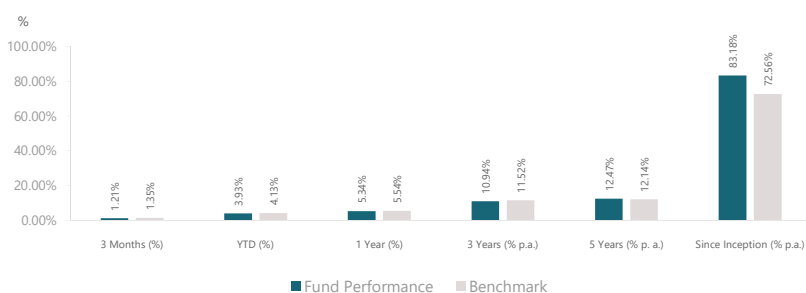
Full ownership	100%
Usufruct right	N/A

## Definitions

Standard deviation	Based on the price return of the quarter
Sharpe indicator	(Fund return – Risk Free Rate / Standard deviation
Tracking Error	Standard deviation of daily excess return of the fund over benchmark
Beta	Measure of fund volatility to the benchmark
Alpha	The excess return on an investment after adjusting for market-related volatility
Information Index	Excess return of the portfolio over the benchmark / Tracking error

## Revenue (%)

	3 Month	YTD	1 Year	3 Years	5 Years	Since Inception
Fund Performance	1.21	3.93	5.34	10.94	12.47	83.18
Benchmark performance	1.35	4.13	5.54	11.52	12.14	72.56
Performance difference	-0.14	-0.19	-0.20	-0.58	0.33	10.62



## Performance and risk standards

	3 Month	YTD	1 Year	3 Years	5 Years
Standard deviation	0.07%	0.10%	0.10%	0.53%	0.58%
Sharp indicator	(17.63)	(8.99)	(8.83)	(2.11)	(1.50)
Tracking error	0.08%	0.10%	0.10%	0.22%	0.20%
Beta	(0.79)	0.96	1.10	0.80	0.81
Alpha	0.76%	0.00%	-0.06%	0.05%	0.04%
Information index	(6.82)	(2.64)	(2.08)	(0.81)	0.31

## Price information

Unit Price	USD 1.8318
Change in unit price (compared to previous quarter)	1.21%
Dual unit price for money market funds, and debt instruments funds with fixed income	N/A
Total units of the fund	28,847,362.92
Total net assets	USD 52,843,774.69
P/E ratio	N/A

## Fund information

Total expense ratio to net average assets (%)	0.37%
Borrowing percentage to net assets value (%)	0.00%
Dealing expenses to net average assets	-
Percentage of dealing expenses to net average assets (%)	N/A
Amount of fund manager's investments to net asset value	0.00
Percentage of fund manager's investments to net asset value (%)	0.00%
Distributed profits	N/A
Percentage of Distributed profits	N/A

Public

\* 3 month LIBOR till 30 September 2021 / Starting 01 October 2021, US Generic Government 3 month Index was used.

Saudi Fransi Capital, a Closed Joint Stock Company owned by Banque Saudi Fransi (C.R. 1010231217), is licensed by Capital Market Authority for carrying out securities business under license 11153-37.

# Al-Badr Murabaha Fund- US Dollars

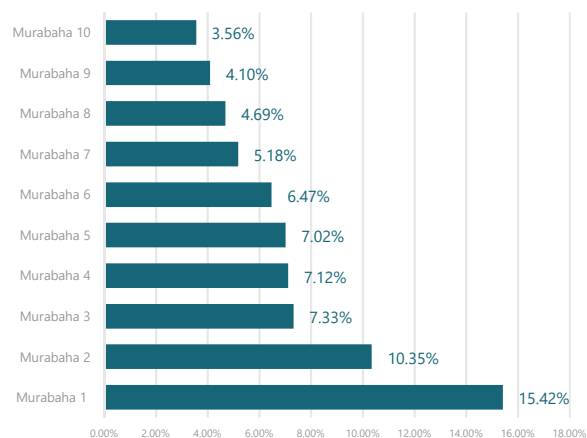
Quarter 3 Statement – Sep 2024



## Top 10 Investments

	%
Murabaha 1	15.42%
Murabaha 2	10.35%
Murabaha 3	7.33%
Murabaha 4	7.12%
Murabaha 5	7.02%
Murabaha 6	6.47%
Murabaha 7	5.18%
Murabaha 8	4.69%
Murabaha 9	4.10%
Murabaha 10	3.56%

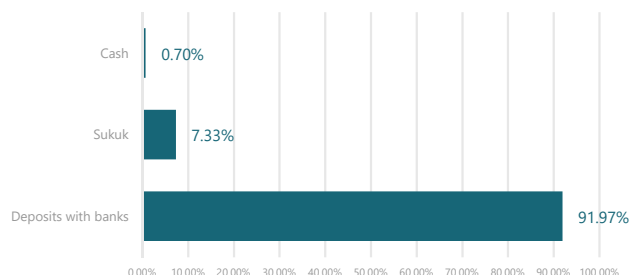
Top 10 Investments



## Asset Allocation

	%
Deposits with banks	91.97%
Sukuk	7.33%
Cash	0.70%

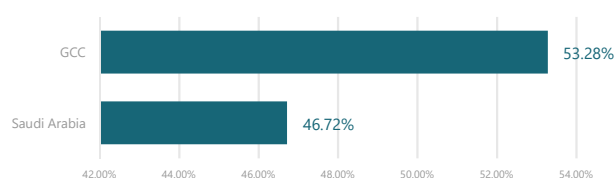
Asset Allocation



## Geographical Allocation

	%
Saudi Arabia	46.72%
GCC	53.28%

Geographical Allocation



## Contact Information

Phone Number	8001243232
Website	<a href="https://bsfcapital.sa/">https://bsfcapital.sa/</a>
Email	<a href="mailto:complaints@bsfcapital.sa">complaints@bsfcapital.sa</a>

## Disclaimer

The performance illustrated in the report is neither an indication nor a guarantee of future returns. The value of the units is affected by price fluctuations. Therefore, the value of the units may rise. Investors are advised to consider their individual and financial circumstances and the suitability of the product to their investment objectives. Moreover, we highly recommend investors to obtain advice from experts in the investment fields.

\*The top 10 holdings and the allocations are shown as of the beginning of the quarter.

Public