

Al-Danah GCC Equity Trading Fund

Quarter 1 Statement – Mar 2024

السوق الفرنسي كابيتال
Saudi Fransi Capital



Fund Objective

Al Danah GCC Equity Trading Fund is an open-end equity fund that aims to achieve medium and long-term capital growth by investing in listed companies that are compliant with the provisions of Islamic Shariah, in addition to companies listed in the markets of other Arab countries in the Middle East and North Africa at a rate of up to 20% of its net asset value provided that all the Fund's assets comply with the Shariah rules specified by the Fund's Shariah Committee.

Fund Facts

Inception Date	17 April 2006
Unit price upon offering	SAR 10
Fund size	SAR 23,597,686.04
Fund type	An open-ended fund compliant with the provisions of Islamic Sharia.
Currency	SAR
Risk Level	High
Benchmark	GCC Shariah Capped Equity Index.
Number of distributions	Not applicable.
Percentage of fees for the management of the invested funds	1.75% p.a. plus VAT on the net assets of the fund
Investment advisor and fund sub-manager	N/A
Number of days of the weighted average	N/A

Details of the fund's ownership investments

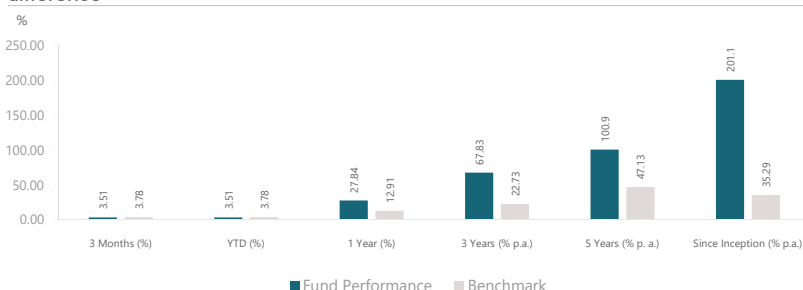
Full ownership	100%
Usufruct right	N/A

Definitions

Standard deviation	Based on the price return of the quarter
Sharpe indicator	(Fund return – Risk Free Rate / Standard deviation
Tracking Error	Standard deviation of daily excess return of the fund over benchmark
Beta	Measure of fund volatility to the benchmark
Alpha	The excess return on an investment after adjusting for market-related volatility
Information Index	Excess return of the portfolio over the benchmark / Tracking error

Revenue

	3 Month	YTD	1 Year	3 Years	5 Years	Since Inception
Fund Performance	3.51	3.51	27.84	67.83	100.90	201.10
Benchmark performance	3.78	3.78	12.91	22.73	47.13	35.29
Performance difference	-0.26	-0.26	14.94	45.10	53.77	165.81



Performance and risk standards

	3 Month	YTD	1 Year	3 Years	5 Years
Standard deviation	17.98%	17.98%	15.87%	15.94%	18.68%
Sharp indicator	0.48	0.48	1.37	0.95	0.65
Tracking error	7.89%	7.89%	6.62%	5.01%	5.99%
Beta	1.78	1.78	1.15	1.01	1.08
Alpha	-1.02%	-1.02%	0.92%	0.88%	0.50%
Information index	(0.15)	(0.15)	2.26	2.36	1.16

Price information

Unit Price	SAR 30.1096
Change in unit price (compared to previous quarter)	3.51%
Dual unit price for money market funds, and debt instruments funds with fixed income	N/A
Total units of the fund	783,726.46
Total net assets	SAR 23,597,686.04
P/E ratio	13.23

Fund information

Total expense ratio to net average assets (%)	2.71%
Borrowing percentage to net assets value (%)	0.00%
Dealing expenses to net average assets	SAR 3,963.65
Percentage of dealing expenses to net average assets (%)	0.07%
Amount of fund manager's investments to net asset value	0.00
Percentage of fund manager's investments to net asset value (%)	0.00%
Distributed profits	N/A
Percentage of Distributed profits	N/A

Public

Al-Danah GCC Equity Trading Fund

Quarter 1 Statement – Mar 2024

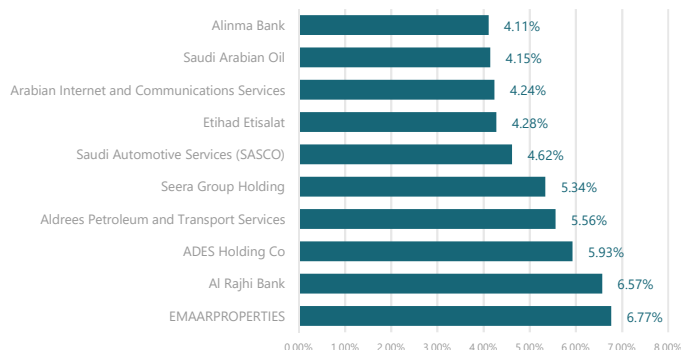
السوق الفرنسي كابيتال
Saudi Fransi Capital



Top 10 Investments

	%
EMAARPROPERTIES	6.77%
Al Rajhi Bank	6.57%
ADES Holding Co	5.93%
Aldrees Petroleum and Transport Services	5.56%
Seera Group Holding	5.34%
Saudi Automotive Services (SASCO)	4.62%
Etihad Etisalat	4.28%
Arabian Internet and Communications Services	4.24%
Saudi Arabian Oil	4.15%
Alinma Bank	4.11%

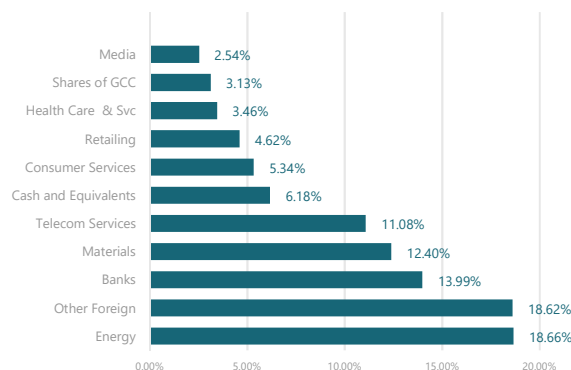
Top 10 Investments



Sector Allocation

	%
Energy	18.66%
Other Foreign	18.62%
Banks	13.99%
Materials	12.40%
Telecom Services	11.08%
Cash and Equivalents	6.18%
Consumer Services	5.34%
Retailing	4.62%
Health Care & Svc	3.46%
Shares of GCC	3.13%
Media	2.54%

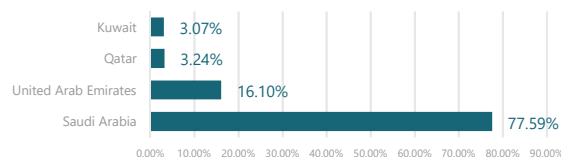
Sector Allocation



Geographical Allocation

	%
Saudi Arabia	77.59%
United Arab Emirates	16.10%
Qatar	3.24%
Kuwait	3.07%

Geographical Allocation



Contact Information

Phone Number	8001243232
Website	www.sfc.sa
Email	complaints@fransicapital.com.sa

Disclaimer

The performance illustrated in the report is neither an indication nor a guarantee of future returns. The value of the units is affected by price fluctuations. Therefore, the value of the units may rise. Investors are advised to consider their individual and financial circumstances and the suitability of the product to their investment objectives. Moreover, we highly recommend investors to obtain advice from experts in the investment fields.

Public

*The top 10 holdings and the allocations are shown as of the beginning of the quarter.