

AIBadr Murabaha Fund SAR

Quarter 4 Statement – Dec 2023

Fund Objective

Al-Badr Murabaha Fund SAR is an open-ended money market fund aimed at achieving returns by investing in financial instruments that are subject to the provisions of Islamic Shariah while preserving capital and providing liquidity.

Fund Facts

Inception Date	01 September 1999
Unit price upon offering	SAR 10
Fund size	SAR 1,141,134,609.76
Fund type	Open-ended Shari'a Compliant Fund
Currency	SAR
Risk Level	Low Risk
Benchmark	1 Week SAR deposit rate-20bps.
Number of distributions	NIL
Percentage of fees for the management of the invested funds	A maximum of 0.50% p.a. plus applicable VAT of the fund net assets value
Investment advisor and fund sub-manager	N/A
Number of days of the weighted average	158.36

Details of the fund's ownership investments

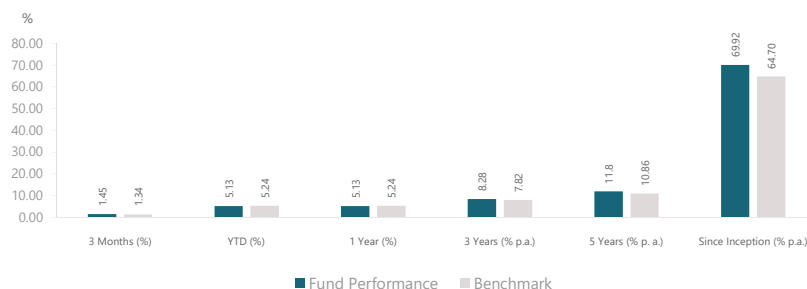
Full ownership	100%
Usufruct right	NIL

Definitions

Standard deviation	Based on the price return of the quarter
Sharpe indicator	(Fund return - minus 3 month SAIBOR)/Standard deviation
Tracking Error	Standard deviation of daily excess return of the fund over benchmark
Beta	Measure of fund volatility to the benchmark
Alpha	The excess return on an investment after adjusting for market-related volatility
Information Index	Excess return of the portfolio over the benchmark / Tracking error

Revenue (%)

	3 Month	YTD	1 Year	3 Years	5 Years	Since Inception
Fund Performance	1.45	5.13	5.13	8.28	11.80	69.92
Benchmark performance	1.34	5.24	5.24	7.82	10.86	64.70
Performance difference	0.11	-0.11	-0.11	0.46	0.94	5.23



Performance and risk standards

	3 Month	YTD	1 Year	3 Years	5 Years
Standard deviation	0.07%	0.28%	0.28%	0.56%	0.47%
Sharp indicator	(4.13)	(2.89)	(2.89)	(1.09)	(1.02)
Tracking error	0.10%	0.24%	0.24%	0.23%	0.19%
Beta	(0.52)	1.59	1.59	0.81	0.82
Alpha	0.71%	-0.26%	-0.26%	0.05%	0.05%
Information index	4.64	(0.44)	(0.44)	0.62	0.93

Price information

Unit Price	SAR 16.99
Change in unit price (compared to previous quarter)	1.45%
Dual unit price for money market funds, and debt instruments funds with fixed income	N/A
Total units of the fund	67,239,464.6304
Total net assets	SAR 1,141,134,609.76
P/E ratio	18.82

Fund information

Total expense ratio to net average assets (%)	0.46%
Borrowing percentage to net assets value (%)	NIL
Dealing expenses to net average assets	-
Percentage of dealing expenses to net average assets (%)	0.00 %
Amount of fund manager's investments to net asset value	NIL
Percentage of fund manager's investments to net asset value (%)	NIL
Distributed profits	NIL
Percentage of Distributed profits	NIL

Public

AIBadr Murabaha Fund SAR

Quarter 4 Statement – Dec 2023

Top 10 Investments %

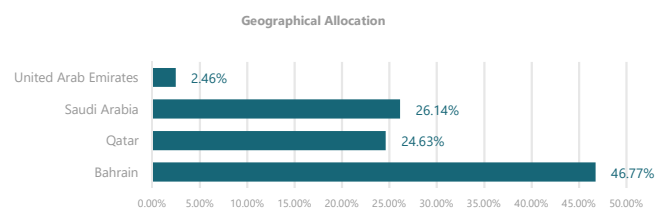
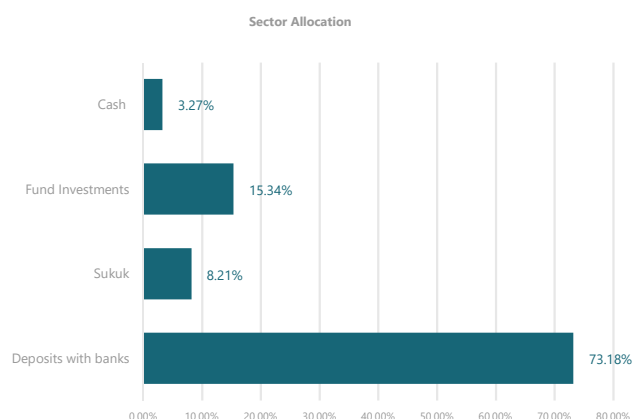
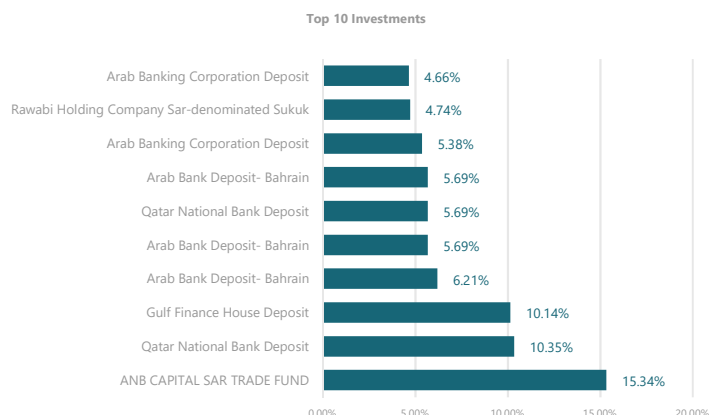
Investment	%
ANB CAPITAL SAR TRADE FUND	15.34%
Qatar National Bank Deposit	10.35%
Gulf Finance House Deposit	10.14%
Arab Bank Deposit- Bahrain	6.21%
Arab Bank Deposit- Bahrain	5.69%
Qatar National Bank Deposit	5.69%
Arab Bank Deposit- Bahrain	5.69%
Arab Banking Corporation Deposit	5.38%
Rawabi Holding Company Sar-denominated Sukuk	4.74%
Arab Banking Corporation Deposit	4.66%

Sector Allocation %

Sector	%
Deposits with banks	73.18%
Sukuk	8.21%
Fund Investments	15.34%
Cash	3.27%

Geographical Allocation %

Geography	%
Bahrain	46.77%
Qatar	24.63%
Saudi Arabia	26.14%
United Arab Emirates	2.46%



Contact Information

Phone Number	8001243232
Website	www.sfc.sa
Email	complaints@fransicapital.com.sa

Disclaimer

The performance illustrated in the report is neither an indication nor a guarantee of future returns. The value of the units is affected by price fluctuations. Therefore, the value of the units may rise. Investors are advised to consider their individual and financial circumstances and the suitability of the product to their investment objectives. Moreover, we highly recommend investors to obtain advice from experts in the investment fields.

Public

*The top 10 holdings and the allocations are shown as of the beginning of the quarter.