

Saudi Istithmar Fund

Quarter 2 Statement – June 2023

السوق الفرنسي كابيتال
Saudi Fransi Capital



Fund Objective

Saudi Istithmar Equity Fund is an open-ended equity fund that aims to achieve growth in the medium to long term that outperforms the benchmark by investing in stocks listed on the Saudi stock market.

Fund Facts

Fund Start Date	June 5, 1993
Unit price upon offering	SAR1,000
Fund size	SAR 390,629,883.91
Fund type	Open Ended Fund
Currency	SAR
Risk Level	High
Benchmark	S&P Saudi Arabia Domestic Total Return Index
Number of distributions	NIL
Percentage of fees for the management of the invested funds	1.75% p.a. plus VAT on the net assets of the fund
Investment advisor and fund sub-manager	N/A
Number of days of the weighted average	N/A

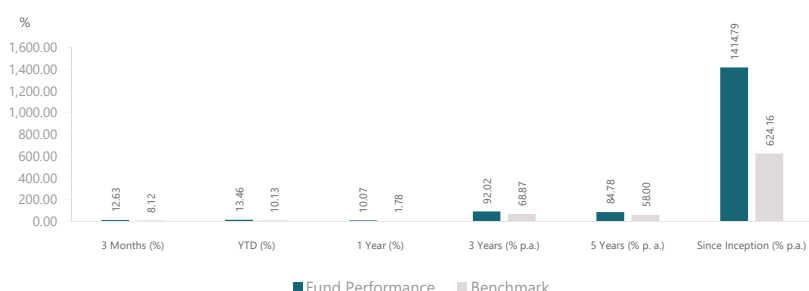
Details of the fund's ownership investments

Full ownership	100%
Usufruct right	NIL

Definitions

Standard deviation	Based on the price return of the quarter
Sharpe indicator	(Fund return - minus 3 month SAIBOR)/Standard deviation
Tracking Error	Standard deviation of daily excess return of the fund over benchmark
Beta	Measure of fund volatility to the benchmark
Alpha	The excess return on an investment after adjusting for market-related volatility
Information Index	Excess return of the portfolio over the benchmark / Tracking error

Revenue (%)	3 Month	YTD	1 Year	3 Years	5 Years	Since Inception
Fund Performance	12.63	13.46	10.07	92.02	84.78	1414.79
Benchmark performance	8.12	10.13	1.78	68.87	58.00	624.16
Performance difference	4.50	3.34	8.29	23.15	26.78	790.63



Performance and risk standards

	3 Month	YTD	1 Year	3 Years	5 Years
Standard deviation	9.70%	16.43%	15.57%	17.33%	18.37%
Sharp indicator	5.79	1.49	0.33	1.26	0.58
Tracking error	6.21%	5.44%	5.59%	4.66%	4.38%
Beta	0.64	0.89	0.81	0.90	0.93
Alpha	2.34%	0.68%	0.67%	0.50%	0.32%
Information index	3.98	1.44	1.48	1.12	0.80

Price information

Unit Price	SAR 15,147.86
Change in unit price (compared to previous quarter)	12.63%
Dual unit price for money market funds, and debt instruments funds with fixed income	N/A
Total units of the fund	25,787.79
Total net assets	SAR 390,629,883.91
P/E ratio	2.17

Fund information

Total expense ratio to net average assets (%)	1.99%
Borrowing percentage to net assets value (%)	NIL
Dealing expenses	SAR 32,580.07
Percentage of dealing expenses to net average assets (%)	0.03 %
Amount of fund manager's investments to net asset value	NIL
Percentage of fund manager's investments to net asset value (%)	NIL
Distributed profits	NIL
Percentage of Distributed profits	NIL

Saudi Istithmar Fund

Quarter 2 Statement – June 2023

السودج الفرنسي كابيتال
Saudi Fransi Capital

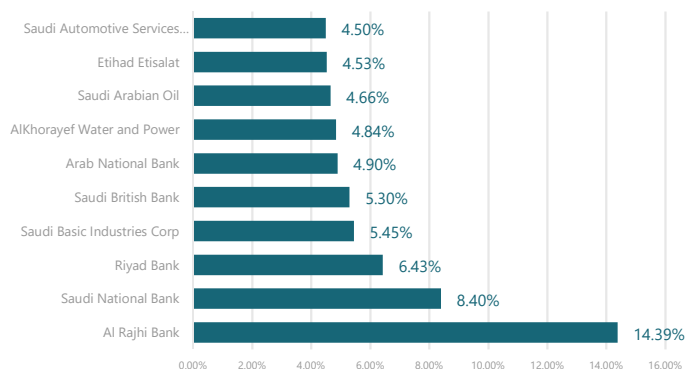


Top 10 Investments

%

Al Rajhi Bank	14.39%
Saudi National Bank	8.4%
Riyad Bank	6.43%
Saudi Basic Industries Corp	5.45%
Saudi British Bank	5.3%
Arab National Bank	4.9%
AlKhorayef Water and Power	4.84%
Saudi Arabian Oil	4.66%
Etihad Etisalat	4.53%
Saudi Automotive Services (SASCO)	4.5%

Top 10 Investments

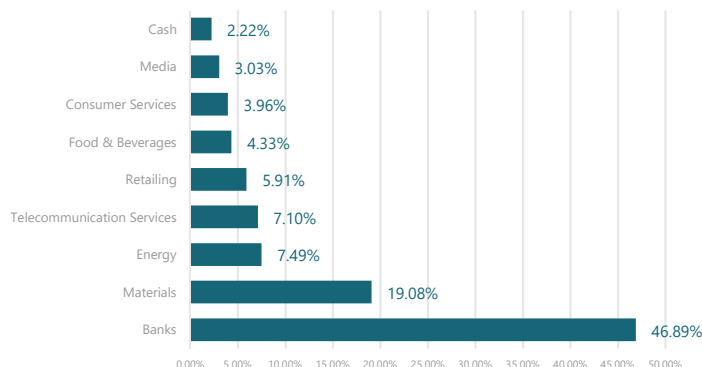


Sector Allocation

%

Banks	46.89%
Materials	19.08%
Energy	7.49%
Telecommunication Services	7.10%
Retailing	5.91%
Food & Beverages	4.33%
Consumer Services	3.96%
Media	3.03%
Cash	2.22%

Sector Allocation

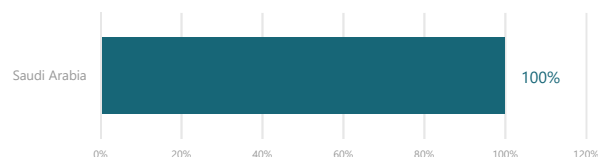


Geographical Allocation

%

Saudi Arabia	100%
--------------	------

Geographical Allocation



Contact Information

Phone Number	8001243232
Website	www.sfc.sa
Email	complaints@fransicapital.com.sa

Disclaimer

The performance illustrated in the report is neither an indication nor a guarantee of future returns. The value of the units is affected by price fluctuations. Therefore, the value of the units may rise. Investors are advised to consider their individual and financial circumstances and the suitability of the product to their investment objectives. Moreover, we highly recommend investors to obtain advice from experts in the investment fields

*The top 10 holdings and the allocations are shown as of the beginning of the quarter.