

## Fund Objective

Saudi Fransi Saudi Equity Income Fund is an open-end fund that seeks to outperform its benchmark in the medium to long term by investing in listed companies on the Saudi stock market that comply with the Sharia standards approved by the Sharia Committee

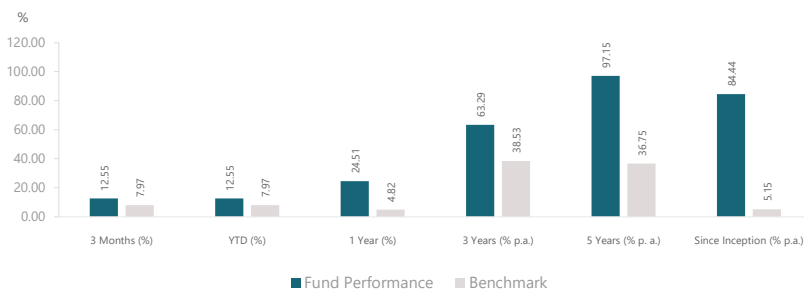
Its objective is to distribute cash dividends on a semi-annual basis which is the greater of the following:

A. Either 2.5% of the Fund's net asset value per unit regardless of the Fund's performance during the period

B. Or, if the unit price achieved its highest point since its inception, 50% of the difference between the unit price over its equivalent on the previous distribution day will be distributed.

## Revenue (%)

	3 Month	YTD	1 Year	3 Years	5 Years	Since Inception
Fund Performance	12.55	12.55	24.51	63.29	97.15	84.44
Benchmark performance	7.97	7.97	4.82	38.53	36.75	5.15
Performance difference	4.58	4.58	19.70	24.76	60.40	79.30



## Fund Facts

Inception Date	20 February 2014
Unit price upon offering	SAR 10.00
Fund size	SAR 27,800,324.00
Fund type	Open Ended Fund
Currency	SAR
Risk Level	High
Benchmark	SFC Shariah Saudi Equity Income Index
Number of distributions	Twice a year
Percentage of fees for the management of the invested funds	1.75% p.a. plus VAT on the net assets of the fund
Investment advisor and fund sub-manager	N/A
Number of days of the weighted average	N/A

## Details of the fund's ownership investments

Full ownership	100%
Usufruct right	NIL

## Definitions

Standard deviation	Based on the price return of the quarter
Sharpe indicator	(Fund return - minus 3 month SAIBOR)/Standard deviation
Tracking Error	Standard deviation of daily excess return of the fund over benchmark
Beta	Measure of fund volatility to the benchmark
Alpha	The excess return on an investment after adjusting for market-related volatility
Information Index	Excess return of the portfolio over the benchmark / Tracking error

## Performance and risk standards

	3 Month	YTD	1 Year	3 Years	5 Years
Standard deviation	3.13%	3.13%	12.28%	16.87%	14.17%
Sharp indicator	19.19	19.19	1.92	0.97	0.90
Tracking error	7.16%	7.16%	3.56%	5.15%	5.15%
Beta	0.20	0.20	0.88	0.94	0.88
Alpha	3.50%	3.50%	1.49%	0.52%	0.68%
Information index	3.50	3.50	5.53	1.22	1.57

## Price information

Unit Price	SAR 11.4099
Change in unit price (compared to previous quarter)	9.75%
Dual unit price for money market funds, and debt instruments funds with fixed income	N/A
Total units of the fund	2,436,498.34
Total net assets	SAR 27,800,324.00
P/E ratio	3.47

## Fund information

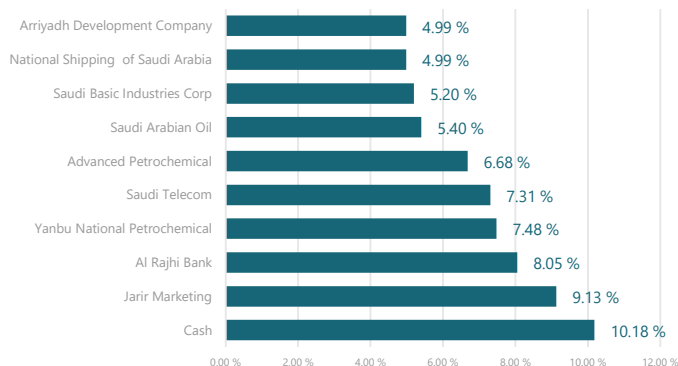
Total expense ratio to net average assets (%)	2.75%
Borrowing percentage to net assets value (%)	NIL
Dealing expenses to net average assets	SAR 17,992.00
Percentage of dealing expenses to net average assets (%)	0.24%
Amount of fund manager's investments to net asset value	NIL
Percentage of fund manager's investments to net asset value (%)	NIL
Distributed profits	NIL
Percentage of Distributed profits	NIL



## Top 10 Investments

	%
Cash	10.18 %
Jarir Marketing	9.13 %
Al Rajhi Bank	8.05 %
Yanbu National Petrochemical	7.48 %
Saudi Telecom	7.31 %
Advanced Petrochemical	6.68 %
Saudi Arabian Oil	5.40 %
Saudi Basic Industries Corp	5.20 %
National Shipping of Saudi Arabia	4.99 %
Arriyadh Development Company	4.99 %

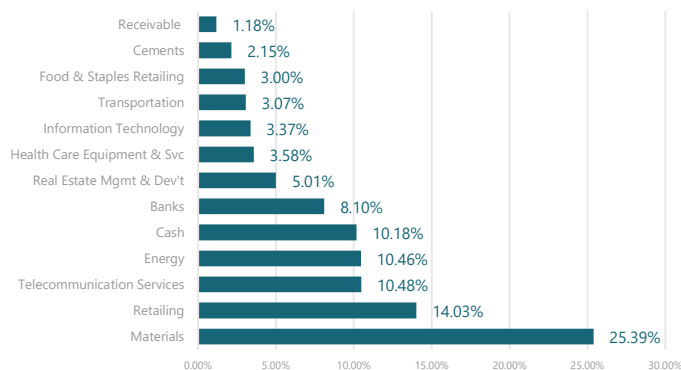
Top 10 Investments



## Sector Allocation

	%
Materials	25.39%
Retailing	14.03%
Telecommunication Services	10.48%
Energy	10.46%
Cash	10.18%
Banks	8.10%
Real Estate Mgmt & Dev't	5.01%
Health Care Equipment & Svc	3.58%
Information Technology	3.37%
Transportation	3.07%
Food & Staples Retailing	3.00%
Cements	2.15%
Receivable	1.18%

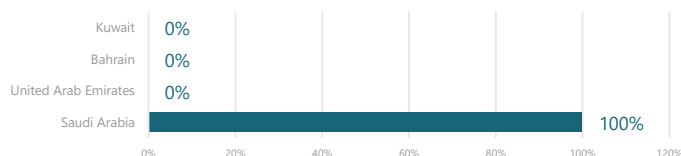
Sector Allocation



## Geographical Allocation

	%
Saudi Arabia	100%
United Arab Emirates	--
Bahrain	--
Kuwait	--

Geographical Allocation



## Contact Information

Phone Number	8001243232
Website	www.sfc.sa
Email	complaints@fransicapital.com.sa

## Disclaimer

The performance illustrated in the report is neither an indication nor a guarantee of future returns. The value of the units is affected by price fluctuations. Therefore, the value of the units may rise. Investors are advised to consider their individual and financial circumstances and the suitability of the product to their investment objectives. Moreover, we highly recommend investors to obtain advice from experts in the investment fields. Returns have been calculated based on reinvestment of all distributions.