

## Al Yusr Morabaha and Sukuk Fund

### Factsheet – Q3 2023

#### Fund Objective

Steady appreciation and preservation of invested capital, through investing in Sukuks and Shariah-Compliant money market instruments

#### Fund Details

Fund Size (Million)	Inception Date	Unit Price	Benchmark
SAR 302.97	25-Apr-07	SAR 12.9006	6 Months SAIBOR

#### Performance <sup>(1) (2)</sup>

Net Returns %	3 months	YTD	1 year	3 years	5 years	10 years	Since Inception
Fund	0.83	3.33	1.53	0.39	1.11	1.50	1.56
Benchmark	1.23	4.12	5.80	2.80	2.52	1.98	1.87
Excess Return	-0.40	-0.79	-4.27	-2.41	-1.40	-0.48	-0.31

#### Calendar Year Performance <sup>(1)</sup>

Net Returns %	2022	2021	2020	2019	2018	2017	2016
Fund	(3.90)	1.52	1.60	2.65	2.47	2.01	2.63
Benchmark	3.20	0.82	1.30	2.52	2.27	1.85	1.92
Excess Return	(7.10)	0.70	0.30	0.14	0.20	0.16	0.71

#### Fund Facts

Fund Start Date	25-Apr-07
Unit price upon offering	SAR 10
Total Net Assets (Million)	SAR 302.97
Total Units in Fund	23,485,080.63
Fund Type	Open-Ended
Fund Currency	SAR
Level of Risk	Low to medium
Benchmark	6 Months SAIBOR
Distribution Frequency	Not Applicable
Management Fees	0.50% p.a.
Subscription Fees	NIL
Full Ownership	100%
Usufruct Right	Not Applicable

#### Fund Information

Bloomberg	ALYMOSF AB Equity
ISIN	NIL
SEDOL	NIL
Domicile	Saudi Arabia
Sub-fund Manager	Not Applicable
Investment Manager	SAB Invest
Administrator	SAB Invest
Dealing Days	Monday & Wednesday
Website	sabinvest.com
Phone Number	800-124-2442
Email	<a href="mailto:aicustomer@care@sabinvest.com">aicustomer@care@sabinvest.com</a>

#### Fund Statistics

Profits Distributed	Not Applicable
Fund Manager's Investment to NAV	6.29%
Dealing Cost <sup>(3)</sup>	NIL
Weighted Average Maturity (in days)	Not Applicable
Change in unit price compared to previous quarter	0.83%
Dual Unit Price	Not Applicable
Expense Ratio <sup>(3)</sup>	0.15%
Borrowings	NIL

## Al Yusr Morabaha and Sukuk Fund

### Factsheet – Q3 2023

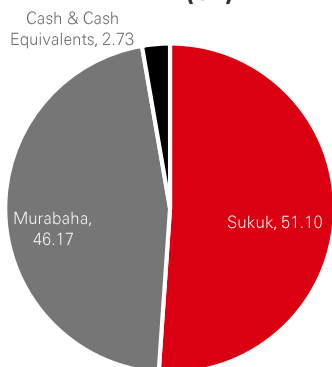
#### Top 10 Holdings (%)\*

No.	Security	Weight %
1	SABBAB Float 07/22/30	17.39
2	Aljazira Bank Sukuk	14.74
3	Albilad Bank Sukuk	8.84
4	Alrajhi Bank	7.37
5	Alrajhi Bank	7.37

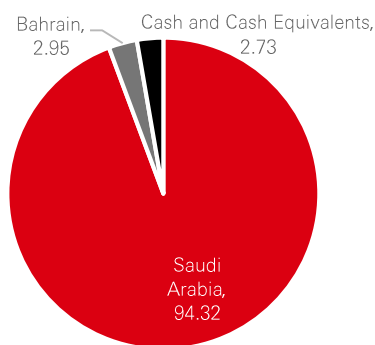
No.	Security	Weight %
6	RIBL 4 PERP	6.19
7	National Bank of Kuwait	5.60
8	SARSTA 3.04 12/09/31	4.72
9	Arab Banking Corporation	4.42
10	Gulf International Bank	4.42

\*As at the beginning of the quarter

#### Asset Allocation (%)

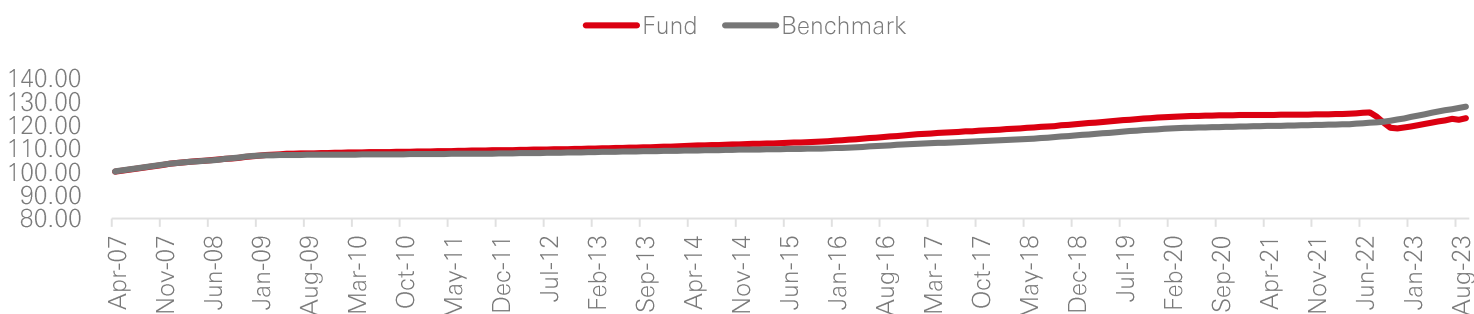


#### Geographical Allocation (%)



Performance Statistics <sup>(4) (5)</sup>	3 months	YTD	1 year	3 years	5 years
Standard Deviation (%)	N/A	N/A	2.40	2.04	1.59
Sharpe Ratio	N/A	N/A	-1.72	-1.20	-0.91
Tracking Error (%)	N/A	N/A	2.30	2.14	1.68
Beta	N/A	N/A	1.44	0.07	0.02
Alpha (%)	N/A	N/A	-4.33	-2.44	-1.44
Information Ratio	N/A	N/A	-1.86	-1.13	-0.83

#### Performance Since Inception



#### Notes:

(1) Performance presented is based on the most recent closing price for the specified period and the equivalent is applied on the benchmark.

(2) Performance presented for periods above 1 year is annualized.

(3) Dealing cost & expense ratio are inclusive of VAT (if applicable).

(4) Performance statistics for periods of less than one year are not applicable due to limited data period.

(5) Performance statistics are annualized / Risk-free rate used is 3M SAIBOR.