

Fund Objective

Steady appreciation and preservation of invested capital, through investing in Shariah-compliant money market instruments

Fund Details

| Fund Size (Million) | Inception Date | Unit Price | Benchmark |
|---------------------|----------------|-------------|----------------|
| SAR 87.92 | 26-Dec-01 | SAR 15.1443 | 1 Month SAIBOR |

Performance ^{(1) (2)}

| Net Returns % | 3 months | YTD | 1 year | 3 years | 5 years | 10 years | Since Inception |
|---------------|----------|-------|--------|---------|---------|----------|-----------------|
| Fund | 5.08 | 4.83 | 4.37 | 1.87 | 1.87 | 1.70 | 1.92 |
| Benchmark | 5.92 | 5.64 | 5.18 | 2.30 | 2.14 | 1.60 | 3.89 |
| Excess Return | -0.84 | -0.82 | -0.81 | -0.43 | -0.27 | 0.10 | -1.97 |

Calendar Year Performance ⁽¹⁾

| Net Returns % | 2022 | 2021 | 2020 | 2019 | 2018 | 2017 | 2016 |
|---------------|--------|--------|--------|--------|------|------|------|
| Fund | 1.76 | 0.19 | 0.92 | 2.34 | 2.08 | 1.67 | 2.37 |
| Benchmark | 1.96 | 0.61 | 1.08 | 2.35 | 1.88 | 1.31 | 1.58 |
| Excess Return | (0.21) | (0.42) | (0.16) | (0.01) | 0.20 | 0.36 | 0.79 |

Fund Facts

| | |
|----------------------------|----------------|
| Fund Start Date | 26-Dec-01 |
| Unit price upon offering | SAR 10 |
| Total Net Assets (Million) | SAR 87.92 |
| Total Units in Fund | 5,805,689.02 |
| Fund Type | Open-Ended |
| Fund Currency | SAR |
| Level of Risk | Low |
| Benchmark | 1 Month SAIBOR |
| Distribution Frequency | Not Applicable |
| Management Fees | 0.50% p.a. |
| Subscription Fees | NIL |
| Full Ownership | 100% |
| Usufruct Right | Not Applicable |

Fund Information

| | |
|--------------------|--|
| Bloomberg | ALYSMSA AB Equity |
| ISIN | NIL |
| SEDOL | NIL |
| Domicile | Saudi Arabia |
| Sub-fund Manager | Not Applicable |
| Investment Manager | SAB Invest |
| Administrator | SAB Invest |
| Dealing Days | Every Business Day |
| Website | sabinvest.com |
| Phone Number | 800-124-2442 |
| Email | customer@cabinvest.com |

Fund Statistics

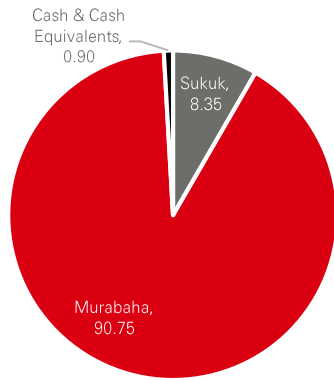
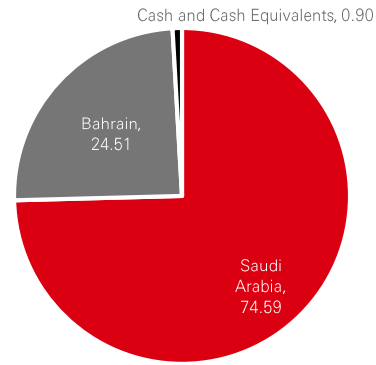
| | |
|---|----------------|
| Profits Distributed | Not Applicable |
| Fund Manager's Investment to NAV | 0.00% |
| Dealing Cost ⁽³⁾ | NIL |
| Weighted Average Maturity (in days) | 157.57 |
| Change in unit price compared to previous quarter | 5.08% |
| Dual Unit Price | Not Applicable |
| Expense Ratio ⁽³⁾ | 0.16% |
| Borrowings | NIL |

Past performance does not predict future returns. The value of an investment in the Fund may fall as well as rise and investors may not get back the amount originally invested. Changes in rates of exchange between currencies may cause the value of investments to decrease or increase.

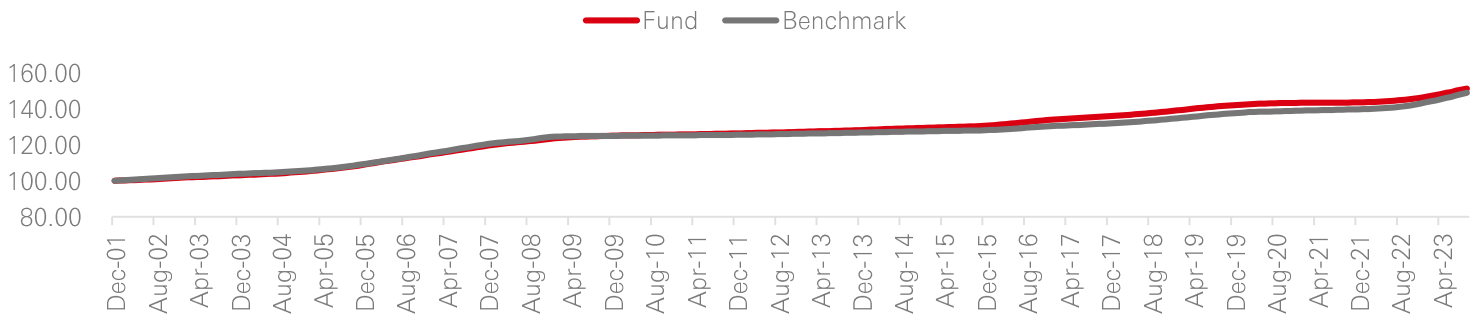
Al Yusr SAR Morabaha Fund
Factsheet –Q3 2023
Top 10 Holdings (%)*

| No. | Security | Weight % | No. | Security | Weight % |
|-----|--------------------------|----------|-----|--------------------------|----------|
| 1 | National Bank of Kuwait | 16.17 | 6 | Ahli United Bank | 7.30% |
| 2 | Arab Banking Corporation | 10.43 | 7 | Ahli United Bank | 7.30% |
| 3 | Arab Banking Corporation | 9.91 | 8 | Arab Banking Corporation | 7.30% |
| 4 | Gulf International Bank | 9.39 | 9 | Gulf International Bank | 7.30% |
| 5 | Saudi National Bank | 8.35 | 10 | Gulf International Bank | 7.30% |

*As at the beginning of the quarter

Asset Allocation(%)

Geographical Allocation (%)


| Performance Statistics ^{(4) (5)} | 3 months | YTD | 1 year | 3 years | 5 years |
|---|----------|-----|--------|---------|---------|
| Standard Deviation (%) | N/A | N/A | 0.30 | 0.55 | 0.45 |
| Sharpe Ratio | N/A | N/A | -4.32 | -1.74 | -1.55 |
| Tracking Error (%) | N/A | N/A | 0.08 | 0.10 | 0.11 |
| Beta | N/A | N/A | 0.80 | 0.86 | 0.87 |
| Alpha (%) | N/A | N/A | -0.90 | -0.51 | -0.33 |
| Information Ratio | N/A | N/A | -9.67 | -4.18 | -2.52 |

Performance Since Inception

Notes:

- (1) Performance presented is based on the most recent closing price for the specified period and the equivalent is applied on the benchmark.
- (2) Performance presented is annualized.
- (3) Dealing cost & expense ratio are inclusive of VAT (if applicable).
- (4) Performance statistics for periods of less than one year are not applicable due to limited data period.
- (5) Performance statistics are annualized / Risk-free rate used is 3M SAIBOR.

Past performance does not predict future returns. The value of an investment in the Fund may fall as well as rise and investors may not get back the amount originally invested. Changes in rates of exchange between currencies may cause the value of investments to decrease or increase.