

Alawwal Invest Saudi Construction and Cement Equity Fund
Quarterly Fact Sheet - 31 December, 2022

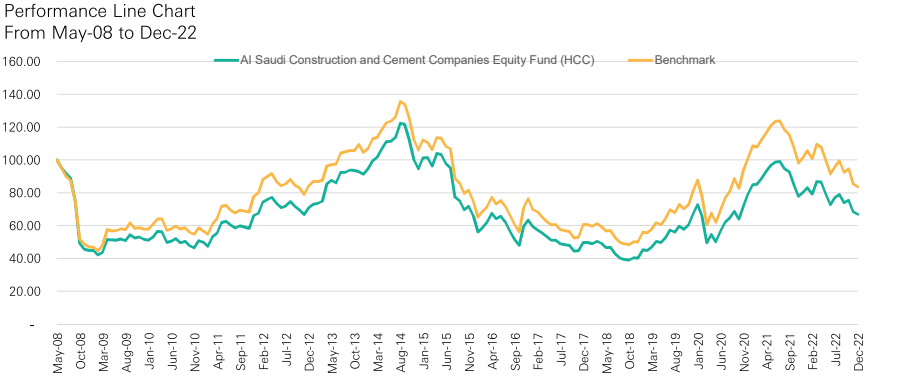


Fund Objective	
The Fund is an open investment fund that aims at achieving capital growth over the medium to the long term. The Fund invests in the equities of Construction and Building Sector and Saudi Cement Sector.	
Fund Details	
Fund Manager	Alawwal Invest
Inception Date	24 May, 2008
Inception Price	SAR 10
Fund Type	Open Ended
Investment Policy	Active Management
Base Currency	Saudi Riyal
Risk Level	High
Benchmark	AI Cement & Construction Index (Total Return)
Fund Size	SAR 41,761,012.12
Valuation Days	Every Business Day in KSA
Annual Management Fee	1.70%
Subscription Fee	Up To 2.00%
Total Units	6,287,057.25
Total Net Assets	SAR 41,487,535.49
Unit Price as End of December 2022	6.60
Change in unit price compared to the previous Quarter	-9.57%
Total Expense Ratio	0.55%
Fund Ownership	100%
Percentage of Management Fees And Charges Of Q4 2022 To The Average Of The Fund's NAV	0.43%
Amount & Percentage of Q4 2022 Dealing Expenses To The Fund's Average NAV	5,450 0.01%
Contact Details	
Alawwal Invest	
Local and International Investors	
Phone Number	8001242442
Website	www.alawwalinvest.com
Email	complaints@alawwalinvest.com

Performance		MTD	OTD	6 Months	9 Months
Short Term					
Fund		-2.33%	-9.57%	-6.97%	-22.01%
Benchmark		-2.14%	-9.51%	-7.39%	-23.26%
Excess Return		-0.19%	-0.06%	0.42%	1.24%

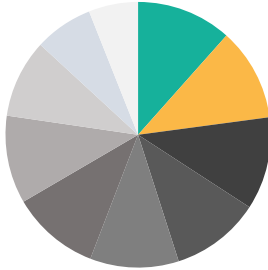
Calendar Returns	YTD	2021	2020	2019	Since Inception
Fund	-16.46%	1.39%	17.60%	66.99%	-34.00%
Benchmark	-17.55%	0.82%	23.89%	62.29%	-17.32%
Excess Return	1.09%	0.57%	-6.28%	4.70%	-16.68%

Annualized Returns	1 Year	3 Years	5 Years	Since Inception
Fund	-16.18%	-0.45%	6.13%	-2.80%
Benchmark	-17.35%	0.77%	6.74%	-1.29%
Excess Return	1.18%	-1.22%	-0.60%	-1.51%



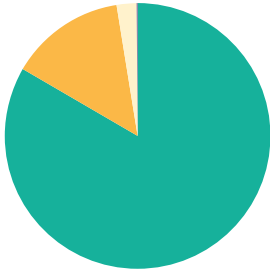
Risk measures	QTD	YTD	1 Year	3 Years	5 Years
Standard Deviation	16.05%	20.59%	20.59%	27.57%	24.37%
Sharp Ratio	(0.92)	(0.95)	(0.95)	(0.08)	1.33
Tracking Error	0.27%	2.46%	2.46%	1.75%	1.40%
Beta	0.95	0.90	0.90	0.97	0.98
Alpha	-0.58%	-0.84%	-0.84%	-3.38%	-3.07%
Information Ratio	-0.13	0.17	0.17	0.01	0.01

Top 10 Holdings



Security	Weight %
Yamamah Saudi Cement	9.92
Southern Province Cement	9.74
Saudi Cement	9.66
Bawan Co	9.37
Arabian Cement	9.25
City Cement Company	9.21
Najran Cement	9.20
Hail Cement	8.19
Qassim Cement	6.11
Yanbu Cement	5.18

Sector Allocation



Sector	Weight %
Materials	83.39
Capital Goods	14.07
Cash	2.43
Other	0.11

Geographic Allocation



Country	Weight %
Saudi Arabia	100.00



Disclaimers:
Those wishing to participate in the fund must read and understand the terms and conditions of the fund and all documents related to the fund.
Please note that the above figures refer to past performance and that past performance is not a reliable indicator of future results.
The investment performance of the fund is calculated on a total return basis (i.e. with the cash dividend reinvested). The data is based on the last calculated NAV of the Fund for each month.