

# Alawal Invest Saudi Income Equity Fund

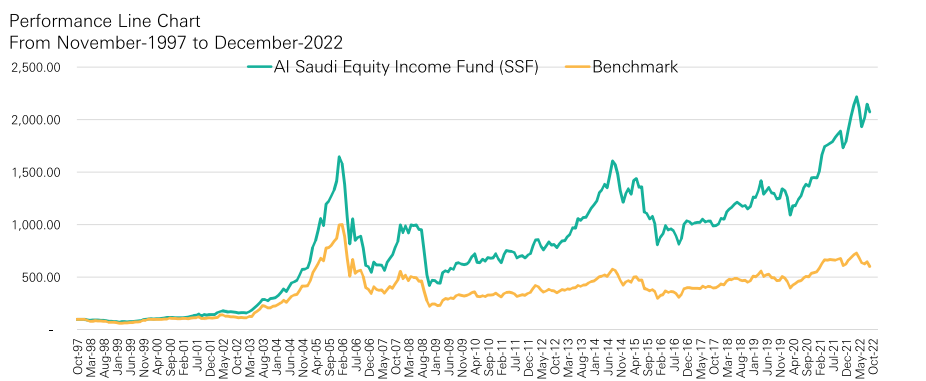
## Quarterly Fact Sheet - 31 December, 2022

Fund Objective	
Objective of the Fund: This is an open-ended investment fund that aims to achieve capital growth over the long run, by investing in Saudi equities listed in the Saudi Stock Exchange and are compliant with Sharia standards approved by Sharia Supervisory Board as mentioned in the Memo. The Fund's benchmark is the S&P KSA Sharia Index of cash dividends.	
Fund Details	
Fund Manager	Alawal Invest
Inception Date	07 November, 1997
Inception Price	SAR 10
Fund Type	Open Ended
Investment Policy	Active Management
Base Currency	Saudi Riyal
Risk Level	High
Benchmark	S&P Saudi Arabia Shariah Dividend 20% Capped Index
Fund Size	SAR 162,748,922.62
Valuation Days	Monday, & Wednesday
Annual Management Fee	1.70%
Subscription Fee	Up To 2.00%
Total Units	1,188,909.44
Total Net Assets	SAR 162,198,803.38
Unit Price as End of December 2022	136.43
Change in unit price compared to the previous Quarter	-9.19%
Total Expense Ratio	0.53%
Fund Ownership	100%
Percentage of Management Fees And Charges Of Q4 2022 To The Average Of The	0.43%
Fund's NAV	
Amount & Percentage of Q4 2022 Dealing	47,415.00
Expenses To The Fund's Average NAV	0.03%
Number of Distribution Dividends	Semiannual
Contact Details	
<b>Alawal Invest</b>	
Local and International Investors	
Phone Number	8001242442
Website	www.alawalinvest.com
Email	complaints@alawalinvest.com

Performance					
Short Term	MTD	OTD	6 Months	9 Months	
Fund	-3.60%	-9.19%	-0.68%	-10.41%	
Benchmark	-2.17%	-7.55%	-10.19%	-22.69%	
Excess Return	-1.42%	-1.64%	9.51%	12.28%	

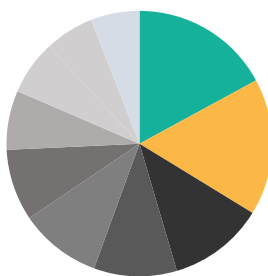
Calendar Returns	YTD	2021	2020	2019	Since Inception
Fund	5.08%	23.52%	8.10%	14.34%	1782.38%
Benchmark	-11.06%	14.97%	7.62%	11.45%	456.99%
Excess Return	16.14%	8.55%	0.48%	2.89%	1325.39%

Annualized Returns	1 Year	3 Years	5 Years	Since Inception
Fund	5.68%	12.19%	13.42%	12.37%
Benchmark	-10.32%	3.36%	6.09%	7.06%
Excess Return	16.00%	8.83%	7.32%	5.31%



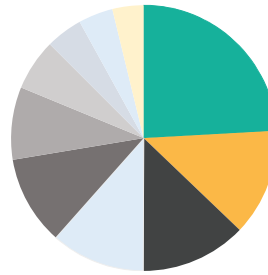
Risk measures	QTD	YTD	1 Year	3 Years	5 Years
Standard Deviation	4.97%	18.08%	18.08%	17.28%	16.00%
Sharp Ratio	(2.91)	0.11	0.11	2.23	5.31
Tracking Error	1.50%	11.27%	11.27%	6.74%	11.02%
Beta	0.50	0.16	0.16	0.22	0.21
Alpha	-5.97%	-5.05%	-5.05%	16.80%	78.18%
Information Ratio	(0.40)	(0.44)	(0.44)	(0.21)	0.00

### Top 10 Holdings



Security	Weight %
Saudi Arabian Oil CO	11.36
Saudi Telecom	11.07
Saudi Basic Industries	7.76
Alinma Bank	6.71
Sahara International Petrochemical	6.64
Bawan Co	5.79
Nahdi Medical Co	4.79
Riyad Fund REIT	4.41
Arabian Internet and Communication Services Co	3.99
Arabian Cement	3.92

### Sector Allocation



Sector	Weight %
Materials	20.67
Energy	11.22
Telecommunication Services	11.06
Banks	9.84
Retailing	9.30
Mutual Fund	7.57
Capital Goods	5.40
Technology	3.82
Software & Services	3.62
Health Care Equipment & Svc	3.28

### Geographic Allocation



Country	Weight %
Saudi Arabia	100.00



Disclaimers:  
Those wishing to participate in the fund must read and understand the terms and conditions of the fund and all documents related to the fund.  
Please note that the above figures refer to past performance and that past performance is not a reliable indicator of future results.  
The investment performance of the fund is calculated on a total return basis (i.e. with the cash dividend reinvested). The data is based on the last calculated NAV of the Fund for each month.