

Alawwal Invest Saudi Equity Fund
Quarterly Fact Sheet - 31 December, 2022



Table with Fund Objective, Fund Details, and Contact Details sections.

Table with Performance section showing Short Term metrics: Fund, Benchmark, Excess Return.

Table with Performance section showing Calendar Returns: Fund, Benchmark, Excess Return.

Table with Performance section showing Annualized Returns: Fund, Benchmark, Excess Return.

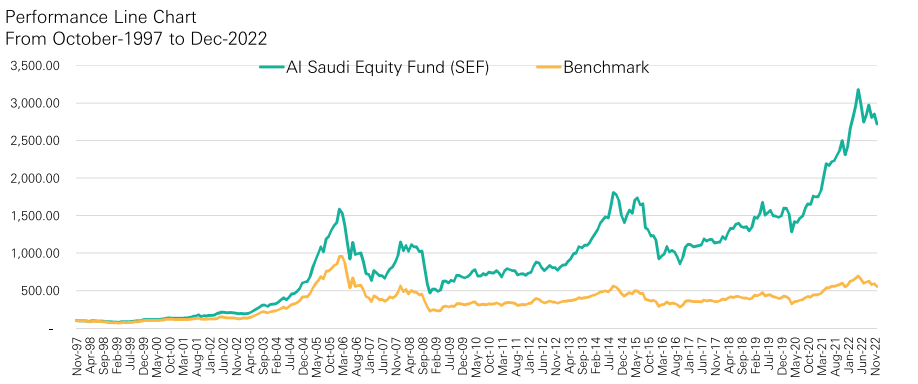


Table with Risk measures section showing QTD, YTD, 1 Year, 3 Years, 5 Years metrics.

Top 10 Holdings

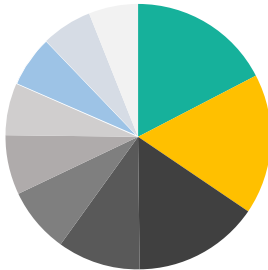


Table listing Top 10 Holdings: Security, Weight %.

Sector Allocation

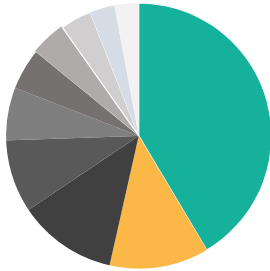


Table listing Sector Allocation: Sector, Weight %.

Geographic Allocation



Table listing Geographic Allocation: Country, Weight %.

Disclaimers: Those wishing to participate in the fund must read and understand the terms and conditions of the fund and all documents related to the fund.