

Alawwal Invest Multi Assets Growth Fund
Quarterly Fact Sheet - 30 September, 2022



Fund Objective	
The Fund is an open multi-assets growth holding fund that mainly aims at achieving capital growth over the medium to long term by investing in multi AI Funds by investing in capital markets by 80% as a maximum of the Fund assets through distribution of its assets at different rates in investment funds that invest in the shares of companies listed in local, regional and international markets and in cash and debt markets.	
Fund Details	
Fund Manager	Alawwal Invest
Inception Date	28 December, 2004
Inception Price	SAR 10
Fund Type	Open Ended
Investment Policy	Active Management
Base Currency	Saudi Riyal
Risk Level	High
Benchmark	AI Multi-Assets Growth Index
Fund Size	SAR 180,941,320.97
Valuation Days	Monday, & Wednesday
Annual Management Fee	0.45%
Subscription Fee	Up To 2.00%
Total Units	6,609,455.46
Total Net Assets	SAR 180,848,477.74
Unit Price as End of September 2022	27.36
Change in unit price compared to the previous Quarter	0.44%
Total Expense Ratio	0.05%
Fund Ownership	100%
Percentage of Management Fees And Charges Of Q3 2022 To The Average Of The Fund's NAV	0.11%
Amount & Percentage of Q3 2022 Dealing Expenses To The Fund's Average NAV	0.00 0.00%

Contact Details	
Alawwal Invest	
Local and International Investors	
Phone Number	8001242442
Website	www.alawwalinvest.com
Email	complaints@alawwalinvest.com



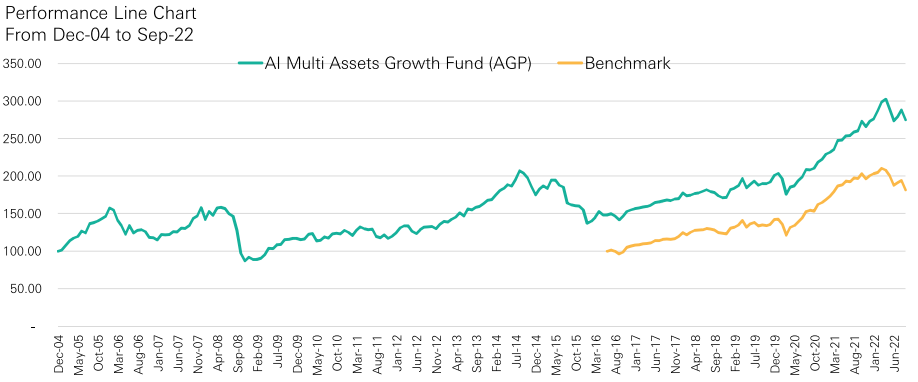
Disclaimers:
Those wishing to participate in the fund must read and understand the terms and conditions of the fund and all documents related to the fund.
Please note that the above figures refer to past performance and that past performance is not a reliable indicator of future results.
The investment performance of the fund is calculated on a total return basis (i.e. with the cash dividend reinvested). The data is based on the last calculated NAV of the Fund for each month.

Issued by Alawwal Invest
Authorized and regulated by Capital Market Authority
License No. 07077-37

Performance				
Short Term	MTD	OTD	6 Months	9 Months
Fund	-4.71%	0.44%	-8.11%	0.92%
Benchmark	-6.70%	-3.34%	-13.80%	-9.18%
Excess Return	1.99%	3.78%	5.68%	10.09%

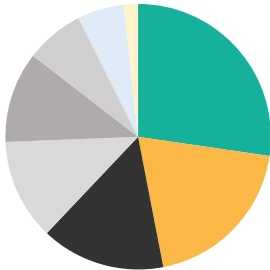
Calendar Returns	YTD	2021	2020	2019	Since Inception
Fund	0.57%	22.90%	10.50%	17.14%	5.85%
Benchmark	-9.52%	21.64%	15.78%	15.81%	N/A
Excess Return	10.09%	1.26%	-5.29%	1.33%	NA

Annualized Returns	1 Year	3 Years	5 Years	Since Inception
Fund	5.43%	13.08%	10.30%	5.85%
Benchmark	-7.79%	10.35%	9.33%	N/A
Excess Return	13.22%	2.74%	0.97%	NA



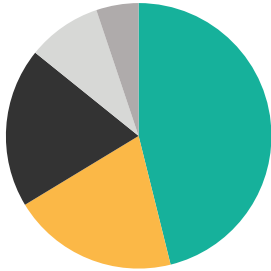
Risk measures	QTD	YTD	1 Year	3 Years	5 Years
Standard Deviation	12.15%	12.68%	12.50%	11.65%	10.69%
Sharp Ratio	(0.22)	(0.14)	0.27	3.71	5.74
Tracking Error	0.85%	1.33%	1.17%	1.32%	1.14%
Beta	0.86	0.99	1.00	0.84	1.00
Alpha	3.18%	10.00%	13.21%	15.35%	7.06%
Information Ratio	1.47	0.88	0.96	0.15	0.55

Top 10 Holdings



Security	Weight %
Alawwal Invest Saudi Free Style Equity Fund AAE	26.75
Alawwal Invest Saudi Riyal Murabaha Fund	19.25
Alawwal Invest Global Equity Index Fund	14.78
Alawwal Invest Saudi Companies Equity Fund	12.05
Alawwal Invest GCC Equity Fund GCF	10.84
Alahli Emerging Markets Index Fund	7.01
Alawwal Invest Sukuk Fund	5.56
Alawwal Invest Enhanced Murabaha Fund	1.70

Sector Allocation



Sector	Weight %
Local & GCC Equity Funds	46.10
International Equity Funds	20.24
Murabaha Funds	19.45
Cash & Cash Equivalents	9.05
Sukuk Funds	5.16

Geographic Allocation



Country	Weight %
Saudi	100.00