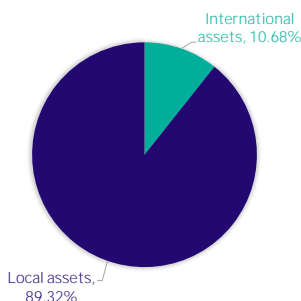
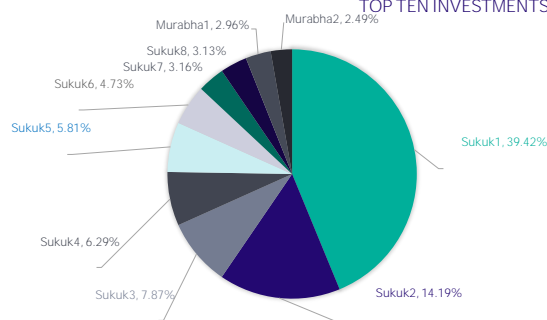
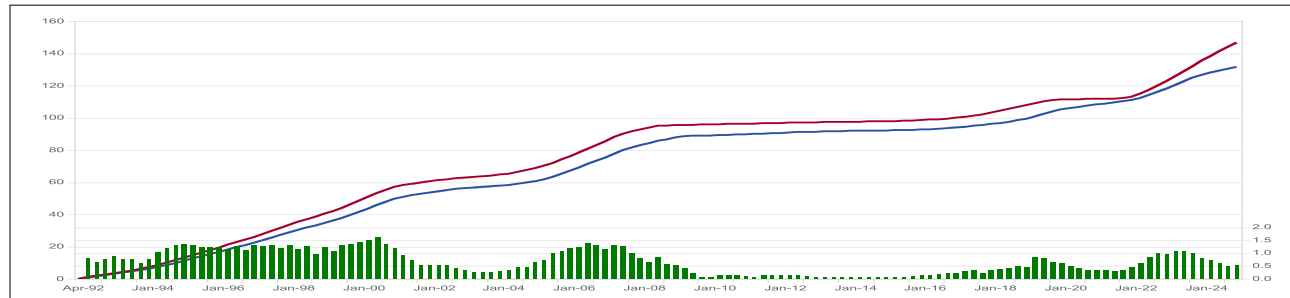


Riyad USD Diversified Trade Fund	
The objective of the fund	
The Fund seeks capital preservation and a reasonable return within low risk through investing mainly in money market instruments denominated in US Dollar and secondarily in bonds and sukuk.	Date 6/30/2025
Definitions	
Standard Deviation	Most of the time the fund's monthly average return will fluctuate, at least, by this number
Sharpe Ratio	It determines the reward per unit of risk taken by the fund
Tracking Error	Measure of how closely a portfolio follows its benchmark
Beta	Risk relative to benchmark index
Alpha	Difference between the fund's actual returns and the expected returns given its risk
Information Ratio	The risk adjusted Excess return, shows manager's skill
Price information as at the end of the quarter :	
Unit Price	30.19
Change in unit price (compared to the previous quarter)	0.52%
Total units of the fund	2,131,818.19
Total Net Assets	64,359,291.03
P/E ration	-
Details of the fund's ownership investments	
Full Ownership	100%
Usufruct right	-

Fund Information			
Fund start date	6/18/1988		
Unit Price upon offering	10		
Size of the fund		64,373,352.33	
Type of fund	The Riyadh Diversified Trade Fund in Dollars is an open public debt instrument fund that invests in debt instruments that are compatible with Sharia regulations.		
Currency of the fund	USD Dollar		
Level of risk	Low to medium risk.		
Benchmark	The fund manager will measure its performance compared to the performance of the benchmark, which is the price of the interbank financing cost in US dollars for a period of 3 months.		
Number of distributions	N/A		
Percentage of fees for the management of the invested funds	0.50		
The investment advisor and fund sub-manager			
The number of days of the weighted average		163	
Fund information as at the end of quarter :			
Item	Value	%	
Total Expense Ratio	293,697.12	0.456%	
Borrowing percentage	-		
Dealing expenses	-		
Investment of the fund manager	16,831,112.93	26.152%	
Distributed profits	-		

ASSET DISTRIBUTION BY GEOGRAPHICAL

TOP TEN INVESTMENTS


Return (cumulative)					
Item	Return of 3 Months	Return YTD	Return of one year	Return Three years	Return Five years
Fund Performance	0.52	1.00	2.30	9.86	13.00
Benchmark Performance	1.07	2.17	4.80	15.61	16.52
Performance difference	(0.55)	(1.17)	(2.50)	(5.75)	(3.52)
Performance & Risk					
Performance & Risk standards	3 Months	YTD	One year	Three years	Five years
Standard Deviation	0.02	0.02	0.12	0.25	0.32
Sharpe Ratio	(26.76)	(52.85)	(20.67)	(6.16)	(1.27)
Tracking Error	0.02	0.02	0.09	0.22	0.44
Beta	(0.17)	(0.08)	1.55	0.73	0.40
Alpha	0.24	0.20	(5.09)	(0.44)	1.21
Information Ratio	(30.34)	(32.78)	(26.90)	(8.25)	(1.58)



Disclaimer

Past performance is neither an indication nor a guarantee of future returns. The value of units and income from them can go up or down, investors may receive less than what they have originally invested. Additionally, fees charged on funds and currency exchange rates may have additional adverse effects. Investors should consider their individual, and financial situation prior to entering into a specific product/fund and should seek advice from investment and legal professionals. Detailed and specific conformation related to the product is provided in the terms and conditions, applicable to the fund which should be read and understood prior to entering into it.

Contact Details

Riyad Capital Head Office
 Garnada Business Park 2414 Al-Shohda Dist.
 Unit No 69, Riyadh 13241-7279 Saudi Arabia
 Tel: 920012299 Email address: ask@riyadcapital.com
<http://www.riyadcapital.com/en/>

Riyad Capital is a Saudi Closed Joint Stock Company with Paid up capital of SR 500 million, licensed by the Saudi Arabian Capital Market Authority NO.07070-37.
 Commercial Registration No: 1010239234. Head Office: Granada Business Park 2414 Al-Shohda Dist. – Unit No 69, Riyadh 13241 - 7279 Saudi Arabia.