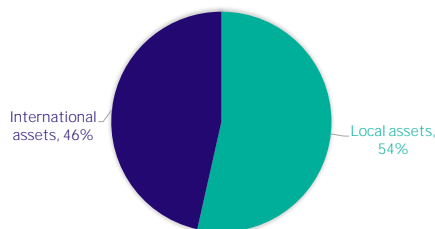


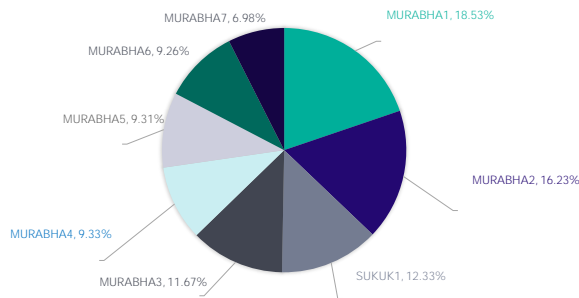
The objective of the fund	Date	
It is an open-ended public money market fund that invests in money market instruments that comply with regulations Sharia law approved by the Sharia Committee and aims to preserve the invested capital while achieving an appropriate rate of return	12/31/2023	
Definitions		
Standard Deviation	Most of the time the fund's monthly average return will fluctuate, at least, by this number	
Sharpe Ratio	It determines the reward per unit of risk taken by the fund	
Tracking Error	Measure of how closely a portfolio follows its benchmark	
Beta	Risk relative to benchmark index	
Alpha	Difference between the fund's actual returns and the expected returns given its risk	
Information Ratio	The risk adjusted Excess return, shows manager's skill	
Price information as at the end of the quarter :		
Unit Price	6.3386	
Change in unit price (compared to the previous quarter)	1.22%	
Total units of the fund	3,410,113.04	
Total Net Assets	21,615,262.48	
P/E ration	-	
Details of the fund's ownership investments		
Full Ownership	100%	
Usufruct right	-	

Fund Information		
Fund start date	10/3/1990	
Unit Price upon offering	2.67	
Size of the fund	21,631,517.75	
Type of fund	It is an open-ended public money market fund that invests in money market instruments that comply with regulations Sharia law	
Currency of the fund	USD dollar	
Level of risk	Low Risk	
Benchmark	The fund manager will measure its performance compared to the performance of the benchmark, which is the interbank financing cost price in US dollars for a month.	
Number of distributions	-	
Percentage of fees for the management of the invested funds	0.50	
The investment advisor and fund sub-manager	-	
The number of days of the weighted average	46	
Fund information as at the end of quarter :		
Item	Value	%
Total Expense Ratio	29,671.47	0.136%
Borrowing percentage	-	0.000%
Dealing expenses	-	0.000%
Investment of the fund manager	59,656.22	0.276%
Distributed profits	-	0.000%

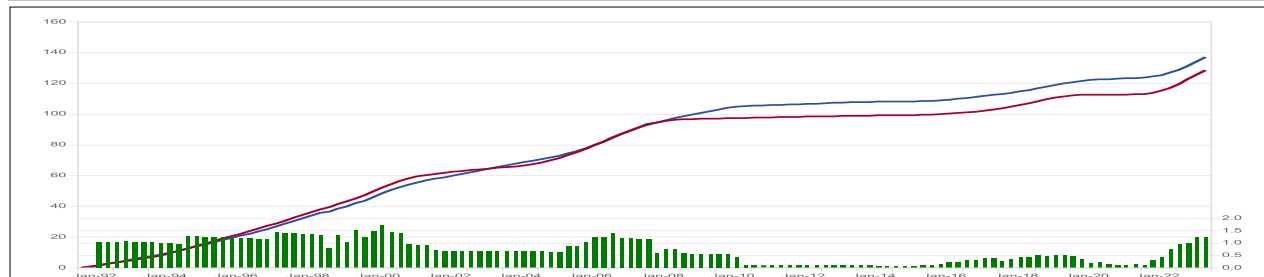
ASSET DISTRIBUTION BY GEOGRAPHICAL



TOP TEN INVESTMENTS



Return (cumulative)					
Item	Return of 3 Months	Return YTD	Return of one year	Return Three years	Return Five years
Fund Performance	1.22	4.43	4.43	6.50	9.93
Benchmark Performance	1.34	5.18	5.18	7.46	10.35
Performance difference	(0.12)	(0.75)	(0.75)	(0.96)	(0.42)
Performance & Risk					
Performance & Risk standards	3 Months	YTD	One year	Three years	Five years
Standard Deviation	0.01	0.19	0.19	0.51	0.42
Sharpe Ratio	(19.14)	(4.32)	(4.32)	(0.24)	0.00
Tracking Error	0.01	0.15	0.15	0.19	0.20
Beta	(4.39)	1.53	1.53	0.78	0.72
Alpha	2.35	(3.34)	(3.34)	0.24	0.47
Information Ratio	(11.16)	(4.89)	(4.89)	(1.59)	(0.39)



Disclaimer

Past performance is neither an indication nor a guarantee of future returns. The value of units and income from them can go up or down, investors may receive less than what they have originally invested. Additionally, fees charged on funds and currency exchange rates may have additional adverse effects. Investors should consider their individual, and financial situation prior to entering into a specific product/fund and should seek advice from investment and legal professionals. Detailed and specific conformation related to the product is provided in the terms and conditions, applicable to the fund which should be read and understood prior to entering into it.

Contact Details

Riyad Capital Head Office
Garnada Business Park 2414 Al-Shohda Dist.
Unit No 69, Riyadh 13241 - 7279 Saudi Arabia
Tel: 920012299 Email address: ask@riyadcapital.com
<http://www.riyadcapital.com/en/>

Riyad Capital is a Saudi Closed Joint Stock Company with Paid up capital of SR 500 million, licensed by the Saudi Arabian Capital Market Authority NO.07070-37.
Commercial Registration No: 1010239234. Head Office: Granada Business Park 2414 Al-Shohda Dist. – Unit No 69, Riyadh 13241 - 7279 Saudi Arabia.