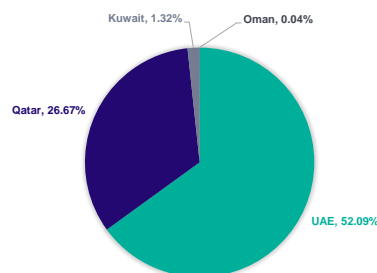
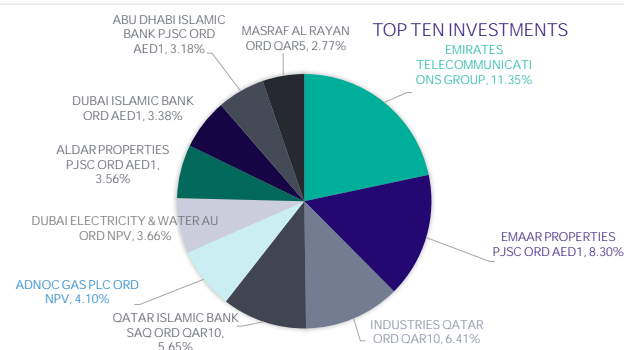


The objective of the fund	Date	Fund Information	
It is an open-ended public fund that invests in Gulf stocks, with the exception of Saudi Arabia, which are compatible with the GCC stocks Sharia	9/30/2023	Fund start date	2/14/2006
Definitions		Unit Price upon offering	10
Standard Deviation	Most of the time the fund's monthly average return will fluctuate, at least, by this number	Size of the fund	145,516,320.9
Sharpe Ratio	It determines the reward per unit of risk taken by the fund	Type of fund	An open-ended public investment fund that invests in Sharia-compliant Gulf stocks Except for Saudi stocks.
Tracking Error	Measure of how closely a portfolio follows its benchmark	Currency of the fund	Riyal Saudi
Beta	Risk relative to benchmark index	Level of risk	High Risk
Alpha	Difference between the fund's actual returns and the expected returns given its risk	Benchmark	Ideal Ratings GCC ex Saudi Islamic index – Saudi Investor
Information Ratio	The risk adjusted Excess return, shows manager's skill	Number of distributions	N/A
Price information as at the end of the quarter (Sep/2023)		Percentage of fees for the management of the invested funds	N/A
Unit Price	14.05	The investment advisor and fund sub-manager	The Kuwaiti Financial Center (Markaz) to manage the fund's assets invested in the Kuwaiti market - Securities and Investment Company (SICO) to manage the fund's assets invested in the Bahrain, Qatar and Oman markets - Al-Mashreq Capital to manage the assets invested in the UAE markets
Change in unit price (compared to the previous quarter)	1.86	The number of days of the weighted average	N/A
Total units of the fund	10,349,004.48	Fund information as at the end of quarter (Sep/2023)	
Total Net Assets	145,388,996.72	Item	Value %
P/E ration	-	Total Expense Ratio	878,830.32 0.604%
Details of the fund's ownership investments		Borrowing percentage	- -
Full Ownership	100%	Dealing expenses	- -
Usufruct right	-	Investment of the fund manager	- -
		Distributed profits	- -

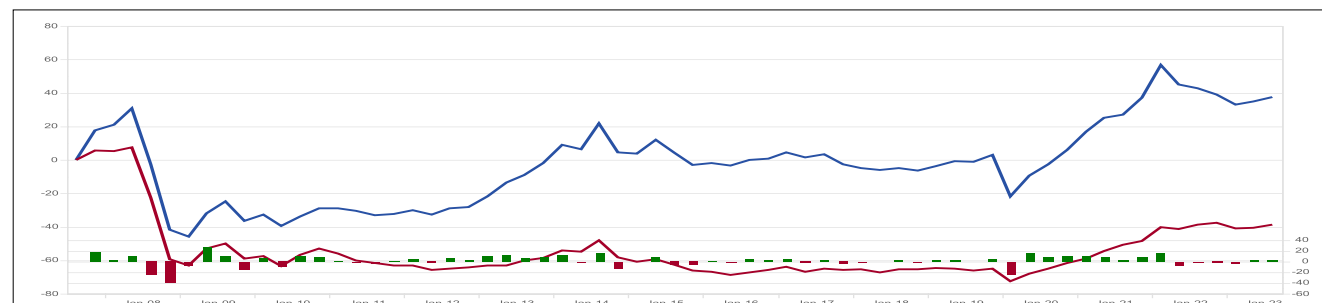
ASSET DISTRIBUTION BY GEOGRAPHICAL



TOP TEN INVESTMENTS



Return					
Item	Return of 3 Months	Return YTD	Return of one year	Return Three years	Return Five years
Fund Performance	1.86	(1.00)	(3.66)	41.38	44.53
Benchmark Performance	2.85	(1.96)	(2.24)	20.42	12.14
Performance difference	(0.99)	0.96	(1.42)	20.96	32.39
Performance & Risk					
Performance & Risk standards	3 Months	YTD	One year	Three years	Five years
Standard Deviation	3.14	2.38	8.74	11.83	15.58
Sharpe Ratio	0.15	(2.02)	(0.96)	0.88	0.38
Tracking Error	0.90	0.82	3.75	8.80	8.23
Beta	0.78	0.78	0.76	0.73	0.90
Alpha	(0.13)	0.05	(3.63)	(1.86)	(2.63)
Information Ratio	(1.12)	0.42	(0.90)	(0.92)	(0.54)



Disclaimer

Past performance is neither an indication nor a guarantee of future returns. The value of units and income from them can go up or down, investors may receive less than what they have originally invested. Additionally, fees charged on funds and currency exchange rates may have additional adverse effects. Investors should consider their individual, and financial situation prior to entering into a specific product/fund and should seek advice from investment and legal professionals. Detailed and specific conformation related to the product is provided in the terms and conditions, applicable to the fund which should be read and understood prior to entering into it.

Contact Details

Riyad Capital Head Office
Garnada Business Park 2414 Al-Shohda Dist.
Unit No 69, Riyadh 13241 - 7279 Saudi Arabia
Tel: 920012299 Email address: ask@riyadcapital.com
<http://www.riyadcapital.com/en/>

Riyad Capital is a Saudi Closed Joint Stock Company with Paid up capital of SR 500 million, licensed by the Saudi Arabian Capital Market Authority NO.07070-37.
Commercial Registration No: 1010239234. Head Office: Granada Business Park 2414 Al-Shohda Dist. – Unit No 69, Riyadh 13241 - 7279 Saudi Arabia.